

29.09.2017

ISSUE 64

tepav

Employment Monitoring Bulletin

The Number of Companies Decreased Only in Istanbul in a Year

In June 2017, the 64th issue of TEPAV's Employment Monitoring Bulletin indicates that the total number of companies decreased only in Istanbul. The decrease in the number of SMEs in Istanbul was effective in the decrease: 97 percent of the decrease in the number of companies was caused by the decrease in the number of SMEs.

Compared to June 2016, the number of non-SME companies decreased by 155 but the number of SMEs increased by 30.920 in June 2017. Due to this increase in the number of SMEs, the number of companies increased. The increase is seen in all provinces except Istanbul. In Istanbul, the number of SMEs decreased by 2.731 and the number of non-SME companies decreased by 78 in a year.

Table 1. The Number of Companies Change (June 2016 – June 2017)

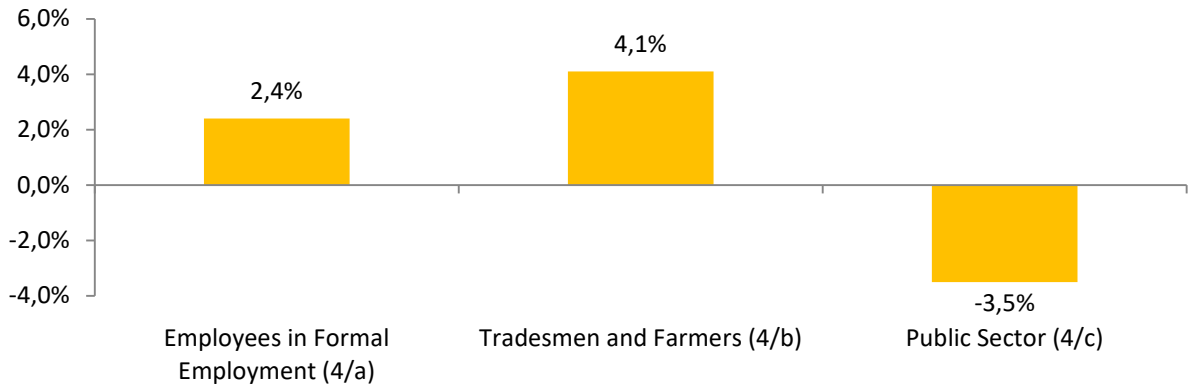
	SME			NON-SME			ALL COMPANIES		
	June 2016	June 2017	June 2017- June 2016	June 2016	June 2017	June 2017- June 2016	June 2016	June 2017	June 2017- June 2016
Istanbul	501.902	499.171	-2.731	1.303	1.225	-78	503.205	500.396	-2.809
All Provinces	1.747.079	1.777.999	30.920	4.840	4.685	-155	1.751.919	1.782.684	30.765

General Evaluation – May 2017

Using the Social Security Institution (SSI) data for June 2017, TEPAV's Employment Monitoring Bulletin's 64th issue analyzes monthly and annual changes in the total formal employment, companies, SME, tradesmen, farmers and public sector employees.

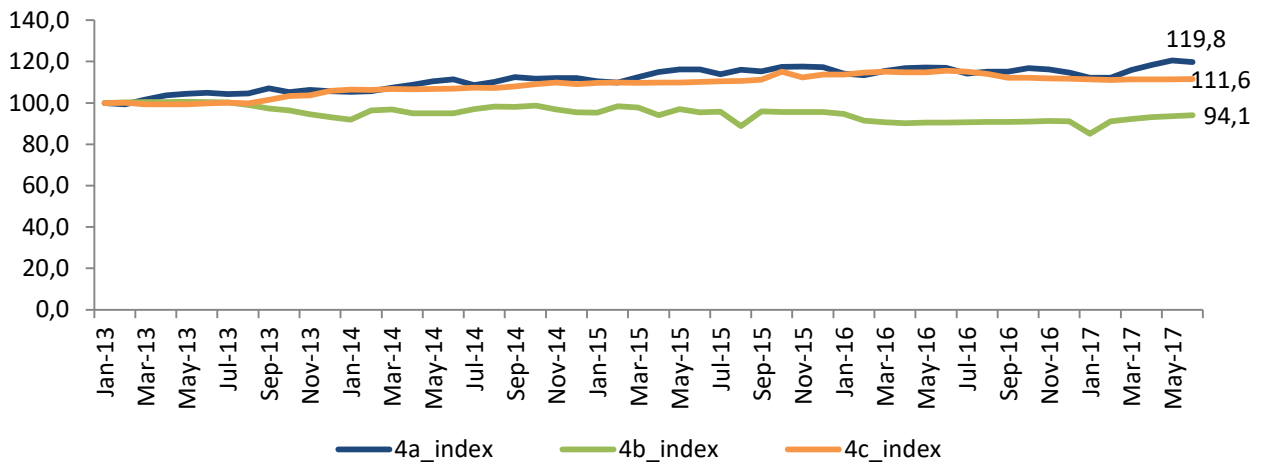
Looking at the changes in the past year, the highest increase in June 2017 is seen in tradesman and farmers with an increase of 4,1 percent. While the number of employees in formal employment increased by 2,4 percent; public employees decreased by 3,5 percent.

Figure 1. Percentage change in the number of employed (June 2017 - June 2016)



If the number of employees in formal employment (4/a), self-employed tradesmen and farmers (4/b), public sector employees (4/c) each are taken as equal to 100 in January 2013, the values in June 2017 are 119,8 for employees in formal employment (4/a), 94,1 for self-employed tradesmen and farmers (4/b), and 111,6 for public sector employees (4/c).

Figure 2. Trends in the number of employed (January 2013=100)



Employment Increased by 66 Thousand in a Month, 323 Thousand in a Year

The number of employees in formal employment increased by 2,4 percent in June 2017 compared to June 2016 and to 14 million 10 thousand. Seasonally adjusted values show that the number of employees in formal employment increased by 66 thousand compared to May 2017.

In June 2017, the number of tradesmen and farmers increased by 4,1 percent compared to June 2016 and became 2 million 789 thousand. Considering the seasonally adjusted values, increase in the numbers of tradesmen and farmers were 20 thousand compared to May 2017.

The number of public sector employees became 2 million 977 thousand with the decrease of 3,5 percent compared to June 2016. Considering the seasonally adjusted values, the number of public sector employees decreased by 4 thousand compared to May 2017.

Table 2. Annual and Monthly Change in the numbers of 4/a Number of Employees, 4/b Number of Tradesman and Farmers, 4/c Public Sector Employees; (June 2017)

	Annual Change*	Monthly Change**
4/a Employees in Formal Employment	323.130	66.145
4/b Tradesman and Farmers	109.306	19.902
4/c Public Sector Employees	-106.482	-3.882

* Seasonally unadjusted value

** Seasonally adjusted value

Source: SGK, TEPAV

Detailed information and data on June 2017 are available in the accompanying Excel document.

The Number of Companies Increased in 45 out of 88 Sectors in a Year

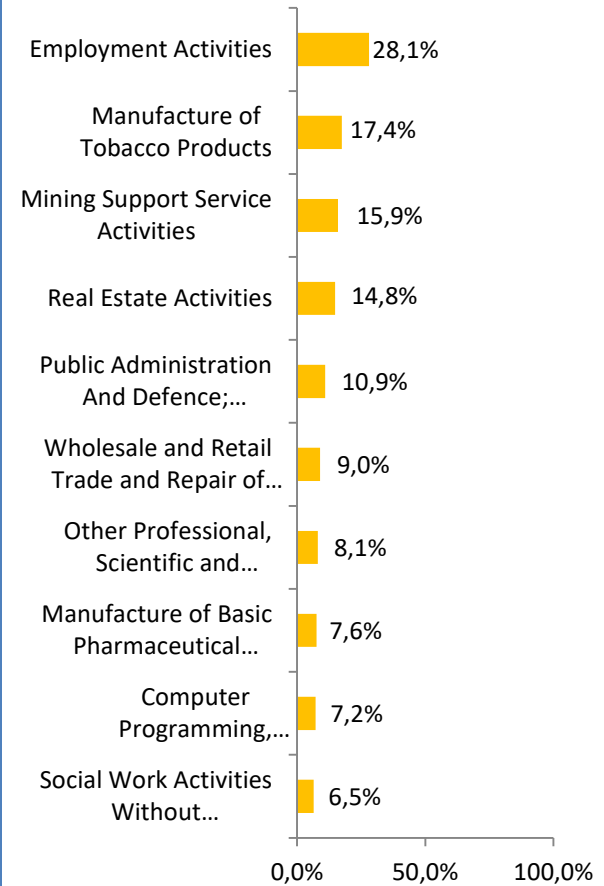
The number of companies operating throughout Turkey in June 2017 increased by 1,8 percent (31 thousand) compared to June 2016, to 1 million 783 thousand.

The highest increase took place in retail trade with 11 thousand in comparison to June 2016 followed by real estate activities, wholesale trade, food and beverage service activities and wholesale and retail trade and repair of motor vehicles sectors. Examining the percentage changes, employment activities increased by 28,1 percent in one year. This sector is followed by manufacture of tobacco products and mining support service activities.

Table 3. Top 10 Sectors with the Largest Increase In the Number of Companies (June; 2017 - 2016)

Sectors	Annual Change*
Retail Trade	11.037
Real Estate Activities	7.300
Wholesale Trade	6.926
Food and Beverage Service Activities	5.901
Wholesale and Retail Trade and Repair of Motor Vehicles and Motorcycles	4.207
Construction of Buildings	2.121
Other Personal Service Activities	1.372
Specialised Construction Activities	1.360
Legal and Accounting Activities	1.258
Architectural And Engineering Activities	1.046
All Sectors	30.765

Figure 3. Top 10 Sectors with the Fastest Increase In the Number of Companies (June; 2017 - 2016)



* Seasonally unadjusted value
Sorted by annual change

Source: SGK, TEPAV

Detailed information and data on June 2017 are available in the accompanying Excel document

The Number of Companies Increased in All Provinces Except Istanbul

In June 2017, the number of companies increased in all provinces but Istanbul according to June 2016. In Turkey, the number of companies increased by 31 thousand (1,8 percent) in one year.

The largest increase took place in Bursa (2 thousand), followed by Izmir, Diyarbakır, Kocaeli and Balıkesir. The number of companies increased the fastest in Şırnak with 26,4 percent, followed by Hakkari, Tunceli, Ardahan, Bingöl, and Mardin.

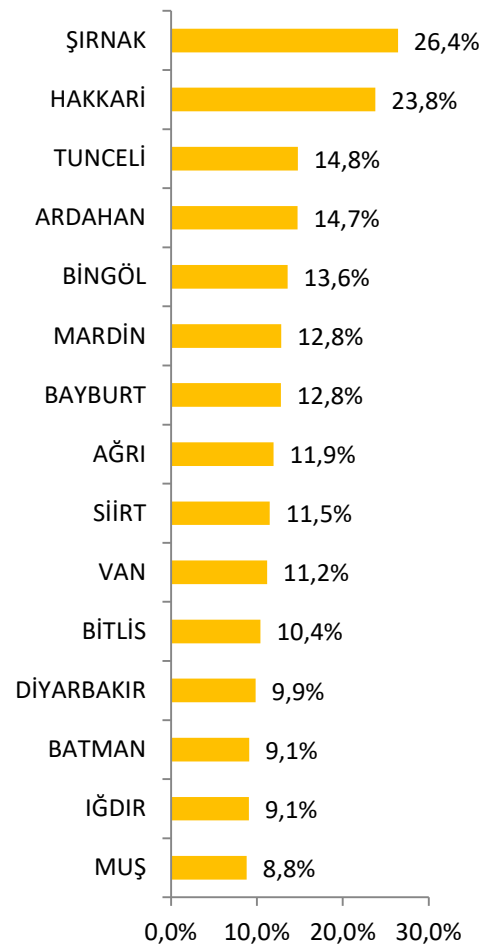
Table 4. Top 15 Provinces with the Largest Increase In the Number of Companies (June; 2017 - 2016)

Provinces	Annual Change*
Bursa	1.785
İzmir	1.636
Diyarbakır	1.315
Kocaeli	1.134
Balıkesir	1.132
Mersin	1.131
Konya	1.073
Trabzon	845
Van	842
Malatya	769
K.Maraş	756
Manisa	754
Hatay	729
Samsun	705
Kayseri	702
All Provinces	30.765

* Seasonally unadjusted value
Sorted by annual change

Source: SGK, TEPAV

Figure 4. Top 15 Provinces with the Fastest Increase In the Number of Companies (May; 2017 - 2016)



Detailed information and data on June 2017 are available in the accompanying Excel document

The Number of SMEs Increased by 31 Thousand in a Year

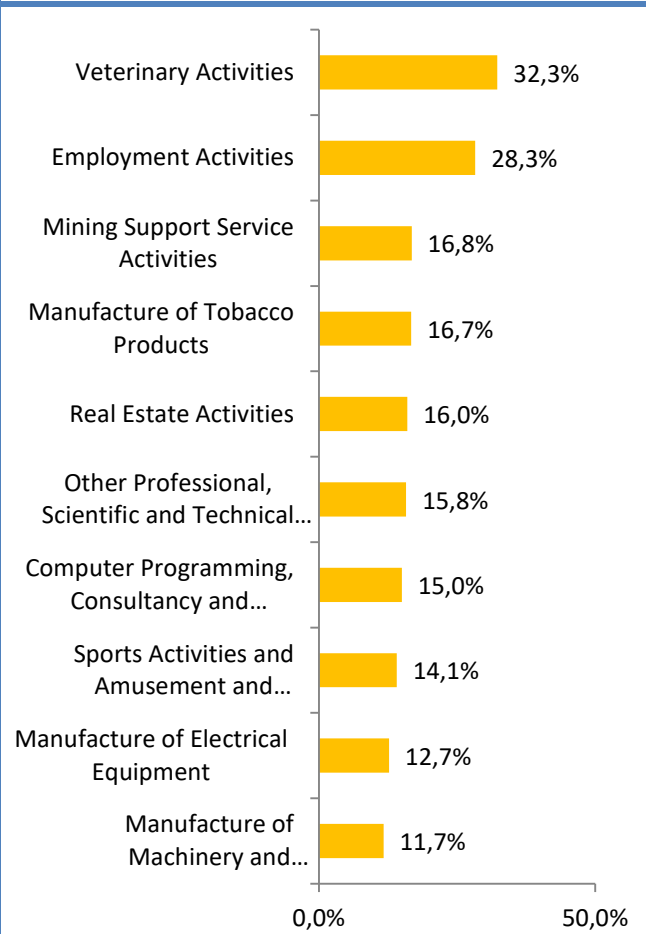
Compared to May 2016, the number of small and medium enterprises (SMEs) increased by 31 thousand in May 2017.

In June 2017, the highest increase took place in Bursa with 2 thousand, followed by Izmir, Diyarbakır, Mersin and Balıkesir. Sector distribution of the data shows that the fastest increase took place in veterinary services with 32,3 percent, followed by employment activities, mining support service activities and manufacture of tobacco product.

Table 5. Top 15 Provinces with the Largest Increase In the Number of SME (June; 2017 - 2016)

Provinces	Annual Change*
Bursa	1.794
İzmir	1.635
Diyarbakır	1.310
Mersin	1.133
Balıkesir	1.129
Kocaeli	1.128
Konya	1.092
Trabzon	848
Van	837
Malatya	770
K.Maraş	761
Manisa	758
Hatay	738
Samsun	709
Kayseri	708
All Provinces	30.920

Figure 5. Top 15 Provinces with the Fastest Increase in the Number of SME (June; 2017 - 2016)



* Seasonally unadjusted value
Sorted by annual change

Source: SGK, TEPAV

Detailed information and data on June 2017 are available in the accompanying Excel document