

Water Financing Partnership Facility

Annual Report
January to December 2012



Australian Government
AusAID



ABBREVIATIONS

ADB	–	Asian Development Bank
CDTA	–	capacity development technical assistance
CSO	–	civil society organization
DMC	–	developing member country
DMF	–	design and monitoring framework
IWRM	–	integrated water resources management
MFF	–	multitranche financing facility
NRW	–	nonrevenue water
PDA	–	pilot and demonstration activity
PPTA	–	project preparatory technical assistance
PRC	–	People's Republic of China
RETA	–	regional technical assistance
TA	–	technical assistance
WFP	–	Water Financing Program
WFPF	–	Water Financing Partnership Facility

NOTES

- (i) In preparing any country program or strategy, financing any project, or by making any designation of, or reference to, a particular territory or geographic area in this document, the Asian Development Bank does not intend to make any judgment as to the legal or other status of any territory or area.
- (ii) In this report, "\$" refers to US dollars.

WFPF Steering Committee Chair	S. Chander, Director General, Regional and Sustainable Development Department (RSDD), Concurrently Chief Compliance Officer
WFPF Steering Committee Members	Klaus Gerhaeusser Director General, Central and West Asia Department (CWRD) Robert Wihtol, Director General, East Asia Department (EARD) Xianbin Yao, Director General, Pacific Department (PARD) Philip Erquiaga, Director General, Private Sector Operations Department (PSOD) Juan Miranda, Director General, South Asia Department (SARD) Kunio Senga, Director General, Southeast Asia Department (SERD)
Water Committee Chair and Co-Chairs	Amy Leung, Director, Urban Development and Water Division, SERD Gil-Hong Kim, Director, Sustainable Infrastructure Division, RSDD Michael Peter Barrow, Director, Infrastructure Finance Division 1, PSOD
Water Committee Members	Vijay Padmanabhan, Senior Urban Development Specialist, CWRD Akhtar Ali, Water Resources Specialist, CWRD Nargiza Talipova, Senior Social Sector Officer, Uzbekistan Resident Mission, CWRD Gyongshim An, Urban Development Specialist, EARD Qingfeng Zhang, Lead Water Resources Specialist, EARD Maria Theresa Villareal, Principal Portfolio Management Specialist, EARD Steven Blaik, Senior Urban Development Specialist, PARD Siddharta Shah, Senior Investment Specialist, PSOD Lu Shen, Investment Specialist, PSOD Frederic Thomas, Senior Investment Specialist, PSOD Wouter Lincklaen Arriens, Lead Water Resources Specialist, RSDD Ian Makin, Principal Water Resources Specialist, RSDD Alan Baird, Senior Water Supply and Sanitation Specialist, RSDD Jingmin Huang, Senior Urban Development Specialist, RSDD Charles Rodgers, Senior Environment Specialist (Climate Change Adaptation), RSDD Arnaud Cauchois, Senior Water Resources Specialist, SARD Mingyuan Fan, Urban Development Specialist, SARD Rudolf Frauendorfer, Lead Urban Development Specialist, SERD Hubert Jenny, Principal Urban Development Specialist, SERD Thomas Panella, Principal Water Resources Specialist, SERD-Indonesia Resident Mission Ki Hee Ryu, Unit Head, Project Administration, SERD
Facility Manager	Gil-Hong Kim, Director, Sustainable Infrastructure Division, RSDD
Secretariat	Maria Victoria P. dela Cruz, Assistant Sector Analyst, RSDD Ellen Pascua, Consultant, RSDD Francisco Roble, Consultant, RSDD
Office of Cofinancing Operations (OCO)	Cecile Gregory, Head Sujata Gupta, Director Karen Decker, Principal Financing Partnerships Specialist Toshimasa Dojima, Principal Financing Partnerships Specialist Heeyoung Hong, Senior Financing Partnerships Specialist Angel Diez Fraile, Financing Partnerships Specialist Lucila S. Chan, Financing Partnerships Officer

CONTENTS

	Page
I. INTRODUCTION	1
II. HIGHLIGHTS AND KEY ACHIEVEMENTS	1
III. RESULTS FRAMEWORK	
A. Progress Towards Impact, Outcomes, and Outputs	4
B. Crosscutting Issues in WFPF Portfolio	13
III. FINANCIAL STATUS	
A. Partner Contributions	13
B. Resource Utilization	13
C. Disbursement	16
C. Resource Allocation	16
IV. MANAGEMENT OF THE FACILITY	
A. Water Committee Evaluation of Applications	19
B. Procedural Matters	19
V. RELATIONSHIP WITH FINANCING PARTNERS	21
VI. LESSONS LEARNED, EXPERIENCES GAINED, AND KEY CONSTRAINTS	21
VII. EXTERNAL FACTORS RELEVANT TO THE FACILITY	21
VIII. OVERVIEW OF 2011 ANNUAL WORK PROGRAM	22
APPENDIXES	
1. Overview and Governance Structure of WFPF	
2. WFPF Design and Monitoring Framework	
3. Status of Grant for the Multi-Donor Trust Fund	
4. Status of Grant for the Netherlands Trust Fund	
5. List of 2012 Approved Allocations	
6. Multidonor Trust Fund Disbursement Projections	
7. Netherlands Trust Fund Disbursement Projections	

I. INTRODUCTION

1. Established on 29 November 2006, the Water Financing Partnership Facility (WFPF) aims to provide additional financial and knowledge resources from development partners to support the implementation of Asian Development Bank's (ADB) Water Financing Program and help achieve the Program's targeted outcomes as follows:

- 500 million people with sustainable access to safe drinking water and improved sanitation
- 170 million people with reduced risks to floods
- 95 million people with more productive and efficient irrigation and drainage services
- integrated water resources management (IWRM) introduced in 30 river basins
- improved water governance through national water reforms and capacity development

2. Details on the Facility are provided in Appendix 1 (WFPF Overview and Governance Structure).

3. This Annual Report covers the period January to December 2012 and presents the performance for the year against the annual work program and the cumulative performance as of 31 December 2012 measured against its revised Design and Monitoring Framework (DMF) presented in Appendix 2.

II. HIGHLIGHTS AND KEY ACHIEVEMENTS

4. **\$8.7 million allocated to 37 projects.** The Facility's operation in 2012 was back in full swing following replenishment of resources between early 2011 to early 2012 as a result of additional contributions from existing financing partners (Australia and Austria) and the coming on board of a new financing partner (Switzerland). A total of \$8.7 million was allocated to 37 projects during the reporting period.

5. The Facility's operation during the first half of 2012, as indicated in the January to June 2012 semiannual progress report, registered modest achievement in terms of allocation, with only \$0.96 million being allocated to seven projects. However, as expected, the level of approval picked up within the second half of the year during which an additional \$7.7 million was allocated to 30 more projects. Details on the \$8.7 million approved allocations are provided in para 34 below.

6. The additional contributions received from existing and new financing partners greatly helped boost the capacity of the Facility to respond to demand for resources from user departments to advance ADB's water operations in line with the priority thrusts embodied in the Water Operational Plan 2011-2020.

7. **Activities set out in the 2012 Annual Work Program exceeded.** The Facility met and even exceeded the targets for the year 2012 with regard to allocation of funding. The target was to allocate \$7.3 million while the actual allocation summed up to \$8.7 million. Admittedly though, the target outcome (number of people to benefit from projects attributable to WFPF) was not quite met. Table 1 below summarizes the actual accomplishments against what was planned for the year.

Table 1: WFPF Progress Against 2012 Annual Work Program

Activity		Output		Outcome	
Planned	Actual	Planned	Actual	Planned	Actual
Finance up to \$5.15 million in project support	\$4.6 million allocated	At least 3 PPTAs	8	At least 6 million additional people are attributable to WFPF resources	5
		At least 1 TA attached to loan	3		
		At least 7 direct charges	6		
Finance up to \$2.15 million in program quality	\$4.1 million allocated	At least 2 regional TAs	0	Policy and institutional reform measures set in motion	Projects advancing reforms in India, Indonesia, Philippines, Viet Nam
		At least 2 country-specific TAs	8		
		At least 5 direct charges	11	Improved capacity and increased knowledge	Projects supporting capacity development in Armenia, Azerbaijan, Indonesia, India, Pacific countries, PRC, Uzbekistan, and Viet Nam

8. **Water Financing Program annual lending target for 2012 fell slightly short of target.** The 2012 approved water lending fell slightly short of target at \$1.71 billion against the target of \$2.0-\$2.5 billion annually during the period 2011-2020.

9. The target approved lending by the end of 2020 is \$20-\$25 billion. To meet the minimum target of \$20 billion by 2020 and with eight years remaining, the annual lending between 2013 to 2020 should not be less than \$2 billion. It therefore follows that an annual lending of \$2.6 billion should be achieved during the same period if the \$25 billion target is to be met by 2020.

10. Table 2 below presents the 2012 approved lending and the total lending for the first two years (2011-2012) of the second phase (2011-2020) of the Water Financing Program. While the 2012 approval is below the target, the combined lending for 2011 and 2012 meets the target for 2 years. However, as indicated in para 9 above, an annual lending of less than \$2 billion beginning 2013 puts at risk the ability of the Program to meet the minimum target by of \$20

billion by 2020. Also presented is the cumulative approved lending from 2006 to 2012 for a comprehensive view of total approved lending since 2006.

Table 2: 2012 Approved Water Lending
(in \$ Billion)

Investments	2012 Approved Water Lending	2011-2012 Approved Water Lending	2006-2012 Approved Water Lending
Water Supply, Sanitation and Wastewater Management	0.95	2.30	8.86
Irrigation and Drainage	0.39	0.57	2.14
Flood Management	0.02	0.30	1.01
Water Resources Management, Wetlands, and Watershed Protection	0.35	0.45	1.31
Hydropower Generation	0.00	0.42	2.16
Total	1.71	4.04	15.48

11. This approved lending includes projects supported by the Facility through project preparatory technical assistance (PPTA), technical assistance attached to loan, and grant component of investment. Of the \$1.71 billion approved lending in 2012, \$400 million comprising one irrigation project and one urban water supply and wastewater management project were supported by the Facility through TAs attached to loan.

12. With respect to the \$15.48 billion total approved lending from 2006 to 2012, \$3.94 billion (or about 25%) received WFPF support. Table 3 below provides the details.

Table 3: Approved Water Lending for 2006-2012 and WFPF Contributions
(in \$ Billion)

Investment Areas	2012 Approved Water Lending	2012 Approved Water Lending with WFPF Support	2006-2012 Approved Water Lending	2006-2012 Approved Water Lending with WFPF Support
Water Supply, Sanitation and Wastewater Management	0.95	0.30	8.86	2.51
Irrigation and Drainage	0.39	0.10	2.14	0.48
Flood Management	0.02	0.00	1.01	0.32
Water Resources Management, Wetlands and Watershed Protection	0.35	0.00	1.31	0.63
Hydropower Generation	0.00	0.00	2.16	0.00
Total	1.71	0.40	15.48	3.94

13. **Support to sanitation increased.** The Water Committee's commitment to allocate 20% of the Facility's resources to sanitation has been sustained and even exceeded. During the reporting period, the share of sanitation from approved allocations stood at 27% while a 23% cumulative share was registered as of 31 December 2012.

14. One of the approved allocations during the reporting period is for a grant component of investment for South Tarawa Sanitation Improvement Sector Project in Kiribati, to implement on-site sanitation pilot projects. This project is aimed at increasing access to improved sanitation and improving hygiene practices. The project includes specific gender design features to ensure women's participation in and access to project benefits.

15. The South Tarawa Water and Sanitation Roadmap 2010-2030 recommends a focus on on-site sanitation systems as a more affordable short to medium-term option for currently unsewered urban and peri-urban areas. Currently, only 26% of the population of South Tarawa has access to improved sanitation through centralized sewerage systems.

16. The piloting of appropriate sanitation options will allow this project to provide recommendations for the finalization of the government's national sanitation guidelines. The on-site sanitation systems to be trialed will include: (i) simple sealed and unsealed latrines, (ii) unsealed VIP toilets, (iii) septic tanks, (iv) dry/ecosan toilets, and (v) nitrogen removal trenches

Box 1
Kiribati: South Tarawa Sanitation Improvement Sector Project

The government has developed draft sanitation guidelines as a tool for decisions and technical guidance for effective on-site sanitation. The guidelines provide recommendations for the adoption of a range of sanitation systems for different site conditions. Before finalizing these guidelines, pilot testing in suitable urban and peri-urban locations will need to be done to determine which systems are acceptable to local users, are sustainable, and address the environmental and public health requirements to suit the prevailing conditions in South Tarawa, such that the selected designs can be promulgated through the National Sanitation Guidelines.

III. RESULTS FRAMEWORK

Progress Towards Impact, Outcomes, and Outputs

17. The succeeding subsections on progress towards impact, outcomes, and outputs discuss the WFPF's performance in 2012 and the cumulative performance to date against the targets set in the Facility's revised DMF. The presentation has been revised in response to suggestions from financing partners during the 2012 Annual Consultation Meeting to structure the report similar to the DMF presentation for easy tracking of achievements against targets. Thus, the progress is presented using Table 4 below.

Table 4: WFPF Progress Towards Impact, Outcome, and Outputs

WFPF and WFP Design Summary	Performance Indicators	WFPF Contributions from 2012 Allocations	WFPF Cumulative Contributions as of December 2012
Impact Water Financing Program targeted outcomes achieved	765 million people are benefitted by ADB's water investments: <ul style="list-style-type: none"> • 500 million people provided access to improved water supply and sanitation 	2	33

WFPF and WFP Design Summary	Performance Indicators	WFPF Contributions from 2012 Allocations	WFPF Cumulative Contributions as of December 2012
	<ul style="list-style-type: none"> • 95 million people with more efficient and productive irrigation and drainage services • 170 million people with reduced risk of flooding • IWRM introduced in 30 river basins <p>At least 115 million people targeted to benefit from ADB's water projects are attributable to WFPF resources</p>	<p style="text-align: center;">2.6</p> <p style="text-align: center;">0.1</p> <p style="text-align: center;">2</p> <p style="text-align: center;">4.7</p>	<p style="text-align: center;">7</p> <p style="text-align: center;">18</p> <p style="text-align: center;">25</p> <p style="text-align: center;">58</p>
<p>Outcome</p> <p>Improved coverage, quality and continuity of water service delivery within a framework of sustainable management of natural resources</p>	<p>No less than 75% of PPTAs, TAs attached to loans, and grant component of loans financed by WFPF translate to approved investment projects</p> <p>No less than 75% of TAs financed by WFPF that support reforms and capacity development is approved</p>	<p style="text-align: center;">17%</p> <p style="text-align: center;">25%</p>	<p style="text-align: center;">66%</p> <p style="text-align: center;">76%</p>
<p>Outputs</p> <p>Component 1</p> <p>Increased levels of water Investment (infrastructure)</p> <ul style="list-style-type: none"> • Fundable investment projects • Loans supported with grants • Project development support 	<p>About 70% of WFPF resources spent on project development</p> <p>At least 45 fundable investment projects (PPTAs) are supported by WFPF</p> <p>At least 20 loans are provided WFPF grant support through either works, goods, or services</p> <p>At least 100 applications for direct charges add value to project</p>	<p style="text-align: center;">51%</p> <p style="text-align: center;">7</p> <p style="text-align: center;">4</p> <p style="text-align: center;">7</p>	<p style="text-align: center;">65%</p> <p style="text-align: center;">24</p> <p style="text-align: center;">17</p> <p style="text-align: center;">40</p>

WFPF and WFP Design Summary	Performance Indicators	WFPF Contributions from 2012 Allocations	WFPF Cumulative Contributions as of December 2012
Component 2	development through improved quality of design and implementation, better communication with stakeholders, etc.		
	At least 20% of WFPF resources are allocated to sanitation-related projects and activities	27%	23%
	Policy and institutional reforms accelerated	29%	12%
	Nonlending assistance addressing reforms in the areas of: <ul style="list-style-type: none"> • Policy • Legislation • Regulation • Institutional Arrangements 	8	22
Component 3			
Institutional capacity strengthened and knowledge base expanded	About 15% of WFPF resources allocated to this component	20%	23%

18. In support of Output 1 (increased water investments), one of the approved allocations during the reporting period is to provide top-up funding for an on-going project preparatory TA for Bagmati River Basin Improvement Project in Nepal. The proposed project will focus on three priority components including (i) legal and institutional strengthening for IWRM including the formation of a river basin organization and preparation of an Integrated River Basin Development and Management Plan that will identify and prepare necessary investments for the next IWRM spiral, (ii) improving upper Bagmati River environment through social mobilization, river riparian environment improvement and construction of two dams to

Box 2
Nepal: Bagmati River Basin Improvement Project

This proposed investment project aims to improve water security in the Bagmati river basin and proposes to adopt IWRM principles to improve planning and management of the water resources and resolve gradually the key water challenges faced by the basin population. The estimated loan amount is \$30 million and is expected to provide 87,000 people with more efficient and productive irrigation and drainage services. The loan is scheduled for Board approval in 2013.

collect monsoon rainfall and compensate for the natural flow of the river diverted for drinking water supply, and (iii) integrated river training and irrigation rehabilitation in the tributary of the medium part of the basin affected by a devastating flood in the 1990s.

Box 3
Bangladesh: Establishing Regulatory Framework for Urban Water Supply and Sanitation

This policy advisory technical assistance aims at (i) developing adequate rules and standards for regulating the sector, including financial management regulations, tariff setting guidelines, service standards and key performance indicators, and customer service standards; (ii) commencing performance monitoring of major water utilities in Bangladesh in accordance with the approved procedures and requirements; (iii) initiating preparation for the establishment of an independent Water Economic Regulatory Commission; and (iv) building capacity of the government officers, particularly those in the Water Cell of the Policy Support Unit in the government, which is tasked to perform the regulatory functions.

19. In terms of Output 2 (policy and institutional reforms accelerated), the 2012 approved allocations include a policy and advisory TA for Establishing the Regulatory Framework for Urban Water Supply and Sanitation in Bangladesh.

20. Although water supply coverage in the country has reached 85% in urban areas, access to piped water supply in household premises is provided to only 20% of the urban population, requiring significant improvement in service levels. Out of the total 309 urban towns, only 102 have piped water supply systems which generally provide intermittent supply of less than 10 hours. The coverage is lower for sanitation, with only 57% of the urban population having access to improved sanitation facilities in 2010. Wastewater treatment is provided to only a small part of Dhaka. The water supply and sanitation sector is plagued with high levels of non-revenue water,

inadequate cost recovery due to low tariff, limited utility autonomy, and operational inefficiency, resulting in poor service delivery in many urban areas in the country. One of the urgent reform measures that should be addressed is the establishment of a regulatory framework.

21. With respect to Output 3 (institutional capacity strengthened and knowledge base expanded), one of the approved allocations is for “Support to the Twinning Program under the Azerbaijan Water Supply and Sanitation Investment Program”. This is a \$600 million MFF loan designed to improve the quality and coverage of urban water services in Azerbaijan’s secondary towns and peri-urban areas surrounding Baku. It will benefit approximately 500,000 residents. The Program’s target outcome is improved coverage, continuity and quality of water supply, and safe wastewater disposal.

Box 4
Azerbaijan: Support to the Twinning Program

This twinning program forms an integral part of the institutional effectiveness component of the investment program focusing on: (i) improving water supply and sanitation system operation and maintenance, and (ii) improving financial performance of the service providers in the project towns.

22. The Program consists of three components: (i) water supply and sanitation infrastructure development, (ii) institutional effectiveness, and (iii) program management facility. The twinning program forms part of the institutional effectiveness component.

Achievement on the Added Value

23. The Facility's DMF also includes performance indicators on the "added value of WFPF". The achievement to date with respect to such added value is summarized in Table 5 below.

Table 5: Achievement on the Added Value of WFPF

Added Value of WFPF	Performance Indicators	Achievement to Date
Faster decision making by means of WFPF governance and approval process and the introduction of direct charge modality	Applications for TAs and grant component of investments are approved within 5 weeks	Achieved. Average duration of approval process was 4.5 weeks
	Applications for direct charges are approved within one week	Achieved. Average duration of approval process was 6.5 days
Greater assurance of outcomes by increasing country commitments through investment dialogues and use of knowledge products	In-country dialogues conducted that produce updated water priorities	On-going. In-country dialogues on Water Financing Program done in 2 countries and additional dialogues will place in 5 countries where country water assessments are due to be completed soon. In-country sanitation dialogues done for 6 countries and 8 more will be done between 2013-2017 as part of a regional TA on promoting innovations in wastewater management
Greater reach to underserved through more PPTAs, more knowledge products and more partners	At least 115 million population of Water Financing Program targeted outcomes directly traceable to WFPF funding	50% achieved. The number of people expected to benefit from WFPF-supported investment projects is estimated at 58 million
Boosting innovation pilot and demonstration activities, knowledge products, and knowledge events	Post evaluation confirms new ideas, methods, technology and approaches taken up and applied	Achieved. Replication and scaling up occurring in at least 40% of completed pilot and demonstration projects
Being strategic by funding initiatives on:	By 2020:	
• Climate Change	At least 30 projects demonstrating climate change adaptation measures and water-related disaster risk management, i.e. floods, droughts	90% achieved. 27 projects funded
• Sanitation and Wastewater	At least 30 projects demonstrating increased investment in sanitation	Target already met. 33 projects funded
• Environment	At least 30 projects demonstrating environmental	57% achieved. 17 projects funded

Added Value of WFPF	Performance Indicators	Achievement to Date
	protection and preservation	
• Partnership with civil society	At least 15 projects demonstrating greater involvement of civil society both at policy and project levels	67% achieved. 10 projects funded
• Water use efficiency	At least 30 projects promoting efficient water use in urban water supply, or agriculture, or industry	23% achieved. 7 projects funded
• IWRM	At least 30 projects mainstreaming and embedding IWRM	63% achieved. 19 projects funded
• Private sector participation	At least 30 projects promoting enhanced private sector participation	33% achieved. 10 projects funded
• Corporatization and performance improvement in key sector organizations	At least 30 projects promoting adoption of corporate principles and business practices in the operation of water utilities, irrigation service provision and river basin management	60% achieved. 18 projects funded
• Gender mainstreaming ¹	No less than 80% of WFPF-supported investment projects are gender-sensitive	63%. Only 12 of 19 investment projects supported to date and already approved fall under the themes: <ul style="list-style-type: none"> • gender equity (6 projects); and • effective gender mainstreaming” (6 projects) The other 7 projects fall under the theme “have some gender benefits”

24. Included in the 2013 approved allocations is a small-scale TA on “Women-Led Sanitation: Driving Change through ADB-CSO Partnership”. This TA demonstrates WFPF support to gender mainstreaming, partnership with civil society and sanitation. The TA will carry out the following activities: (i) undertake a gender sensitive review of the scope and nature of civil society (CSO) engagement in ADB’s rural sanitation projects, (ii) develop strategies and design initiatives for driving change in the rural sanitation sub-sector through more widespread partnerships between DMCs, ADB and CSOs, and (iii) design and initiate pilot activities on selected projects. Specific attention will be given to

Box 5
**Regional Small-Scale TA: Women-Led Sanitation:
Driving Change Through ADB-CSO Partnerships**

The TA will review recent project implementation approaches and outcomes across ADB projects which include rural sanitation components, and assess the benefits and/or potential benefits that collaborations or partnership with CSOs have made in achieving effective project outcomes. The role of women in these projects and the nature and implementation of gender action plans will be assessed.

¹ Projects are considered to be supporting gender mainstreaming if they fall under any of the following themes: (i) gender equity, and (ii) effective gender mainstreaming”. Those falling under the following themes are not considered to be addressing gender mainstreaming: (i) have some gender benefits, and (ii) no gender elements.

the rural poor, to household-level sanitation issues particularly open defecation, and to the gender issues that are so important in this sector. Comparative studies will be undertaken and pilot projects prepared that demonstrate how participation with CSOs may influence design and funding of projects. Synergies between ADB and CSO efforts in the rural sanitation subsector, particularly at country and project level will also be evaluated.

WFPF Contributions to Water Financing Program Targeted Outcomes and Outputs

25. How the Facility is contributing towards the achievement of the Water Financing Program's targeted outcomes (number of people to be benefited) is shown in Table 6 below.

Table 6: Contributions to Water Financing Program Targeted Outcomes of Expected Beneficiaries of WFPF-Supported Investment Projects

Measurement	Water Financing Program		Contributions from WFPF-Supported Projects	
	Target (2006-2020)	Expected No. of Beneficiaries of 2006-2012 Approved Projects	From 2006-2012 Investment Projects Already Approved	From All Investment Projects Supported to date
Number of people with access to safe drinking water and improved sanitation	500 million	190 million	25 million	33 million
Number of people with reduced risk to floods	170 million	46 million	13 million	18 million
Number of people with improved and efficient irrigation and drainage services	95 million	45 million	4 million	7 million
Total	765 million	281 million	42 million	58 million

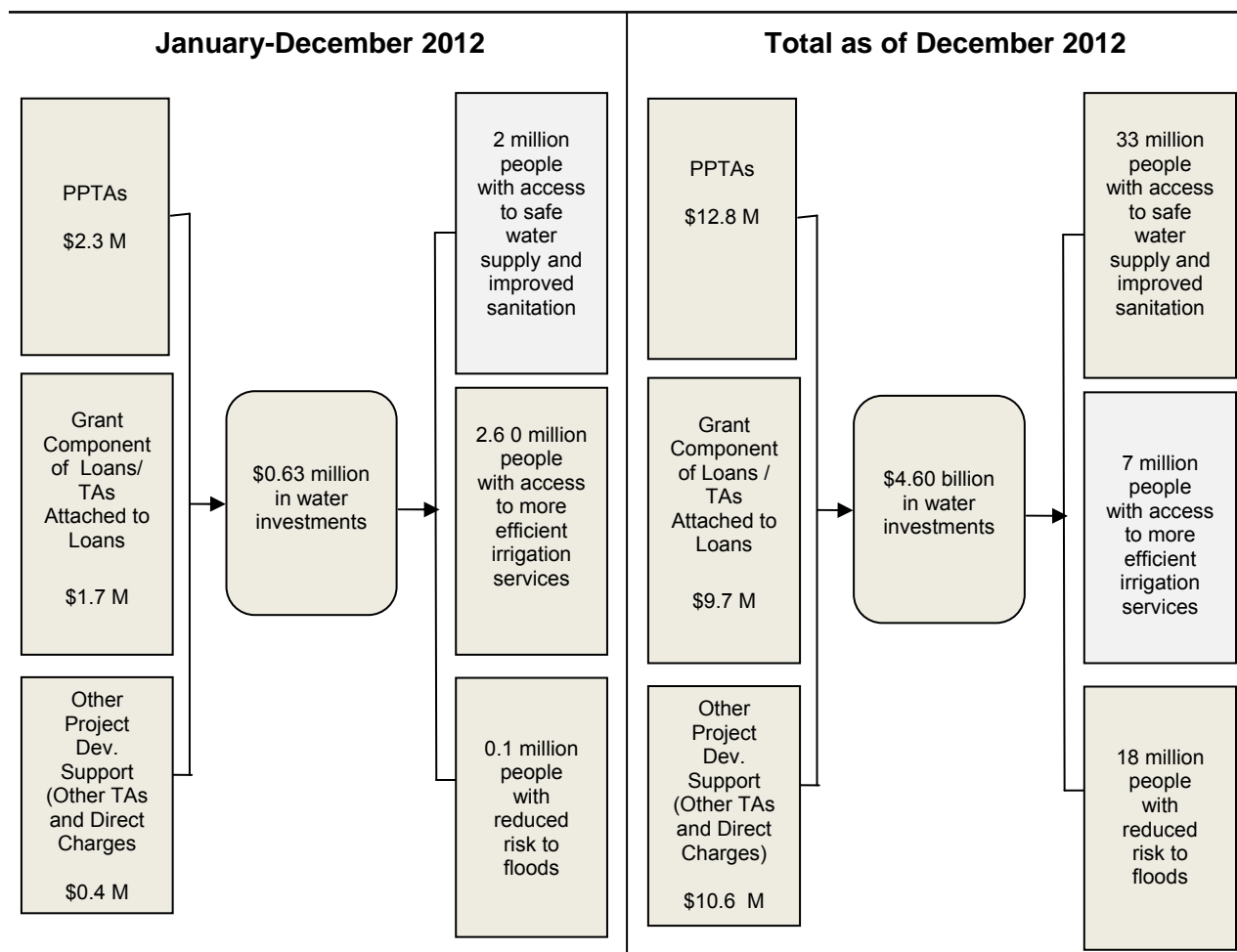
26. In terms of how the Facility is contributing towards the Water Financing Program's target output of increased water investments, Table 7 below provides the details.

Table 7: Investment Projects Supported by WFPF (in \$ Billion)

Sub-Sector	Expected Lending from 2012 WFPF Allocations	Expected Lending from 2006- 2012 WFPF Allocations	Approved 2006-2012 Lending with WFPF Support
Water Supply, Sanitation and Wastewater Management	0.43	3.07	2.51
Irrigation and Drainage	0.15	0.36	0.48
Flood Management	0.00	0.40	0.32
Water Resources Management	0.05	0.77	0.63
Hydropower Generation	0.00	0.00	0.00
Total	0.63	4.60	3.94

27. The contribution of WFPF approved allocations for direct project support (about 70% of the Facility's resources) to the target output of increased water investments and to the targeted impact of benefiting about 765 million people is summarized in Figure 1 below. The Facility's DMF has set the target that at least 115 million people targeted to benefit from ADB's water projects are attributable to WFPF resources. As shown in Figure 1 below, 58 million people (or 50% of target) are the expected beneficiaries of all WFPF-supported investment projects totaling \$4.60 billion, of which \$3.94 billion has already been approved to date as shown in Table 7 above.

Figure 1: WFPF Progress Towards Output, Outcome, and Impact



28. In terms of how the overall allocations to date are contributing to the Facility's performance against target outputs set out in the Facility's DMF, Table 8 below provides an overview.

Table 8: Summary of WFPF Cumulative Allocations Against Target Outputs

WFPF Outputs (up to 2020)	Targets (up to 2020)	WFPF Activities (Cumulative as of 31 Dec 2012)			
		Grant Component of Loans/ TAs Attached to Loans	Technical Assistance	Direct Charges	Total
Total WFPF Allocations (In US\$ M)		\$9.73	\$35.27	\$6.58	\$51.58
Increased levels of investments		\$9.73	\$20.98	\$2.44	\$33.15
➤ Fundable investment proposals (PPTAs)	At least 45	-	24	-	24
➤ Loans supported with grants	At least 20	17	-	-	17
➤ Other project development support	At least 100	-	2	37	39
Policy and institutional reforms accelerated		-	\$5.14	\$1.12	\$6.26
➤ TAs and direct charges or any nonlending assistance addressing reforms in the areas of: policy, legislation, regulation, institutional arrangements	At least 30	-	11	11	22
Institutional capacity strengthened and knowledge base expanded through:		-	\$9.15	\$3.02	\$12.17
➤ Pilot and demonstration activities; water sector organizations capacity improvement; knowledge products; knowledge hubs; knowledge sharing events; regional cooperation/ water Partnerships	Targets are expressed in the DMF through qualitative indicators				

D. Crosscutting Issues in WFPF Portfolio

29. All ADB projects receiving WFPF allocations follow ADB's policy on social safeguards and environment policy. Overall, the projects that WFPF has supported to date will directly and indirectly benefit the poor, women, and the environment. This is demonstrated in the sample project in Box 2 below for which a CDTA attached to the loan was cofinanced by WFPF. The CDTA will support the development of a medium to long-term strategy for non-revenue water management – one of the Water Operational Plan priority thrusts to improve water use efficiency in municipal water supplies.

Box 6:
Sri Lanka – Greater Colombo Water and Wastewater Management Improvement Investment Program

Approved in October 2012, this \$300 million MFF loan supports the Government's goal of increasing water supply and sanitation coverage and improving business efficiency and services to customers. The business efficiency objective specifically targets non-revenue water (NRW) reduction.

The Project includes improvement of community management of water supplies and awareness building for hygiene and sanitation in low-income communities (tenement garden communities). By the end of the investment program, 100% of the vulnerable households in the project area are expected to have access to improved and reliable piped water supply service and improved sanitation.

The gender action plan focuses on introducing gender features into each project component. Activities include: (i) forming water user groups in low-income areas that target women in leadership roles, (ii) implementing a water, sanitation, and hygiene program in low-income communities with women as agents of change, (iii) involving women in NRW teams for leakage detection throughout the city, and (iv) conducting a public awareness campaign on water conservation and NRW reduction with the participation of women.

IV. FINANCIAL STATUS

A. Partner Contributions

30. The total committed contributions stood at \$72.34 million as of 31 December 2012, all of which have already been received by ADB. Details are shown in Table 9 below.

**Table 9: Status of Committed Partner Contributions
(in \$ million)**

Financing Partners	Amount Committed
Multi-Donor Trust Fund	52.59
• Australia	24.21
• Austria	8.47
• Norway	4.67
• Spain	10.00
• Switzerland	5.20 ^c
Netherlands Trust Fund	19.75
Total	72.30

^a Based on the 31 Dec. 2012 Status of Grant

^b This includes the \$0.5 million earmarked for a water expert

^c Based on the 31 Dec. 2012 Status of Grant

B. Resource Utilization

31. The detailed status of fund utilization and balances as tabulated by the WFPF Secretariat is shown in Table 10 below. This tabulation includes all approved allocations, including those not yet approved by ADB management and therefore not yet reflected in the Status of Grant. It should be noted that out of the \$72.30 committed contributions, only \$71.80

is available for allocation to projects and activities. The \$0.50 million difference represents the amount earmarked for a water expert from the second contribution from Spain.

**Table 10: Detailed Status of Fund Utilization and Balances
Based on WFPF Secretariat Tabulation**

Financing Partners	Resources Available			Allocated			Available Balance
	Committed	Interest Income	Total	Projects/Activities	Fees and Charges ^b	Total	
Multi-Donor	52.05	0.61	52.66	32.89	1.39	34.28	18.38
• Australia	24.21						
• Austria	8.47						
• Norway	4.67						
• Spain	9.50 ^a						
• Switzerland	5.20						
Netherlands	19.75	0.19	19.94	18.69	1.08	19.77	0.17
Total	71.80	0.80	72.60	51.58	2.47	54.05	18.55

^a Net of \$0.5 million earmarked for water expert.

^b Includes amount reserved for administration costs of TAs approved for allocation but not yet approved by ADB management

32. The Status of Grant prepared by ADB's Controllers Department only includes projects and TAs that have been approved by ADB management, including those approved but not yet effective. This being the case, the uncommitted balance is higher than the actual balance tabulated by the WFPF Secretariat shown in Table 10 above. The detailed status of fund utilization and balances based on the 31 December 2012 Status of Grant is shown in Table 11 below.

**Table 11: Detailed Status of Fund Utilization and Balances
Based on Status of Grant**

Financing Partners	Resources Available			Committed			Uncommitted Balance
	Committed	Interest Income	Total	Projects/Activities	Fees and Charges ^a	Total	
Multi-Donor	52.05	0.61	52.66	31.06	1.30	32.36	20.30
• Australia	24.21						
• Austria	8.47						
• Norway	4.67						
• Spain	9.50						
• Switzerland	5.12						
Netherlands	19.75	0.19	19.94	14.86	0.60	15.46	4.48
Total	71.80	0.80	72.60	45.92	1.90	47.82	24.78

^a Includes amount reserved for administration costs for projects and TAs already approved but not yet effective

33. Copies of unaudited Status of Grants for the Multidonor Trust Fund and Netherlands Trust Fund are provided as Appendixes 3 and 4, respectively.

34. Of the \$51.58 million total approved allocation to projects as of 31 December 2012, \$8.7 million was allocated during the reporting period to a total of 37 projects. The summary of 37 approved allocations is presented in Table 12 below and detailed in Appendix 5.

Table 12: Summary of 2012 Approved Allocations

No.	Country	Project/TA/Activity	Amount
Direct Project Support			
1	Bangladesh	PPTA: Irrigation Management Improvement Investment Program	275,000
2	Bangladesh	PPTA: Coastal Towns Infrastructure Improvement Project	500,000
3	Kiribati	Grant Component of Loan: South Tarawa Sanitation Improvement Sector Project	610,000
4	Mongolia	PPTA: Ulaanbaatar Urban Services and Ger Areas Improvement Investment Program	200,000
5	Mongolia	Direct Charge: Mainstreaming Water Safety Plan in PPTA for Ulaanbaatar Urban Services and Ger Areas Development Investment Program	30,000
6	Nepal	PPTA: Bagmati River Basin Improvement Project	470,000
7	Pakistan	Direct Charge: Assessing the Water Resource Development Potential of Cholistan Region	150,000
8	Philippines	PPTA: Water District Development Sector Project	70,000
9	Philippines	Direct Charge: Defining Angat Tunnel Rehabilitation Works	30,000
10	Philippines	Direct Charge: Supporting MWSS New Water Source Development for Metro Manila	31,000
11	Philippines	TA Attached to Loan: Water District Development Sector Project	500,000
12	PRC	PPTA: Jilin Urban Services Improvement Project	150,000
13	PRC	TA Attached to Loan: Management and Protection of Wetlands in Weinan City in Shaanxi Province (Loan: Shaanxi Weinan Luyang Integrated Saline and Alkaline Land Management Project)	350,000
14	Republic of Marshall Islands	PPTA: Ebeye Water Supply and Sanitation Project	500,000
15	Sri Lanka	TA Attached to Loan: Greater Colombo Water and Wastewater Management Improvement Program (TA: Development of Medium to Long-Term Non-Revenue Water Management Strategy)	200,000
16	Sri Lanka	Direct Charge: Preparation of a Damage and Needs Assessment Report for Drought Affected Areas in Sri Lanka and Preparation of an Emergency Loan	80,000
17	Timor Leste	PPTA: Second District Capitals Water Supply Project	200,000
18	Viet Nam	Direct Charge: Selection of Cost-Effective Technology for Treatment of Sludge Produced by Drinking Water Treatment Plants of Ho Chi Minh City	100,000
Total Direct Project Support			4,446,000
Program Quality			
19	Armenia	Direct Charge: Water Awareness Educational Program	30,000
20	Azerbaijan	Direct Charge: Support for the Twinning Program under the Azerbaijan Water Supply and Sanitation Investment Program	225,000
21	Bangladesh	PATA: Establishing the Regulatory Framework for Urban Water Supply and Sanitation Sector	250,000
22	India	Direct Charge: Advancement of Institutional Reform Actions Toward Holistic Water Resources Management at State and Selected River Basins in Karnataka	150,000
23	India	Direct Charge: Support for the Implementation of the National Water Mission by State Governments in India: Scoping Study for Water Use Efficiency Improvement National Program	150,000

24	India	CDTA: Project Management Capacity Building for Water Resources Sector Executing Agencies	200,000
25	Indonesia	CDTA: Mainstreaming Community-Based Approach in Flood Risk Management	300,000
26	Indonesia	PATA: Improving Water Sector Planning, Management, and Development	1,500,000
27	Indonesia	Direct Charge: Support to the Development of Community-Based Flood Forecasting and Early Warning System	225,000
28	Pacific Countries	Direct Charge: Pacific Water Conference and Expo 2012	75,000
29	Philippines	Direct Charge: Assessing and Developing Innovative Financing for the Philippine National Sewerage and Septage Management Program	45,500
30	PRC	CDTA: Pilot Implementation of Drought Management Strategy	200,000
31	PRC	PATA: Biodiversity Strategy and Action Plan for Yunnan Province	200,000
32	Regional	SSTA: Women-Led Sanitation: Driving Change Through ADB-CSO Partnerships	225,000
33	Regional	Direct Charge: Support to WFPF Operationalization (Engagement of Facility Account Analyst)	18,000
34	Uzbekistan	Direct Charge: Water Operators Partnerships (WOPs) Program: Continuing Twinning Partnerships in Uzbekistan	40,740
35	Viet Nam	Direct Charge: Review of Government's Waiver of Irrigation Service Fees	150,000
36	Viet Nam	Support in Formulating Reservoir Operating Rules for Priority River Systems in Viet Nam	100,000
37	Viet Nam	CDTA: Capacity Building for River Basin Water Resources Planning	200,000
Total Program Quality			4,284,240
Total January-December 2012 Approved Allocations			8,730,240

C. Disbursement

35. The Facility registered a 60% disbursement against total committed amount as of end-December 2012. The Secretariat has continued to seek the support and cooperation of project teams in accelerating disbursement. Frontloading disbursement of WFPF funds in cofinanced TAs has been agreed, close monitoring of payments and fund releases sustained, and prompt financial closing of completed TAs and activities facilitated.

36. The disbursement projections in 2013 for each of the two trust funds are shown in Appendixes 6 and 7. The projections indicate that by the end of 2013, based on total allocations committed as of end-2012, projected disbursements are expected at 78% and 83% under the Multidonor Trust Fund and Netherlands Trust Fund, respectively, or a combined disbursement rate of 81%.

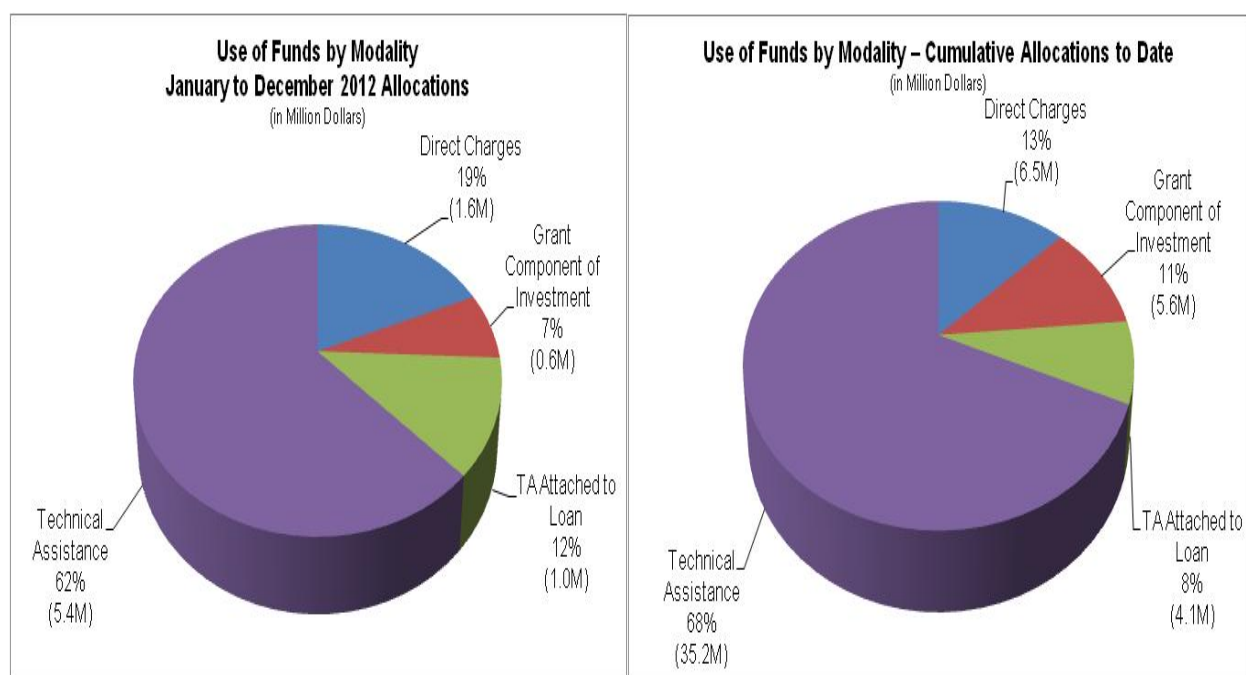
D. Resource Allocation

37. As of 31 December 2012, the actual ratio between project and program quality support based on cumulative allocations stood at 65%-35% against the 70%-30% ratio envisioned in the Board Paper establishing WFPF. Please see details provided in Table 13 below.

Table 13: Summary of Use of Funds by Window

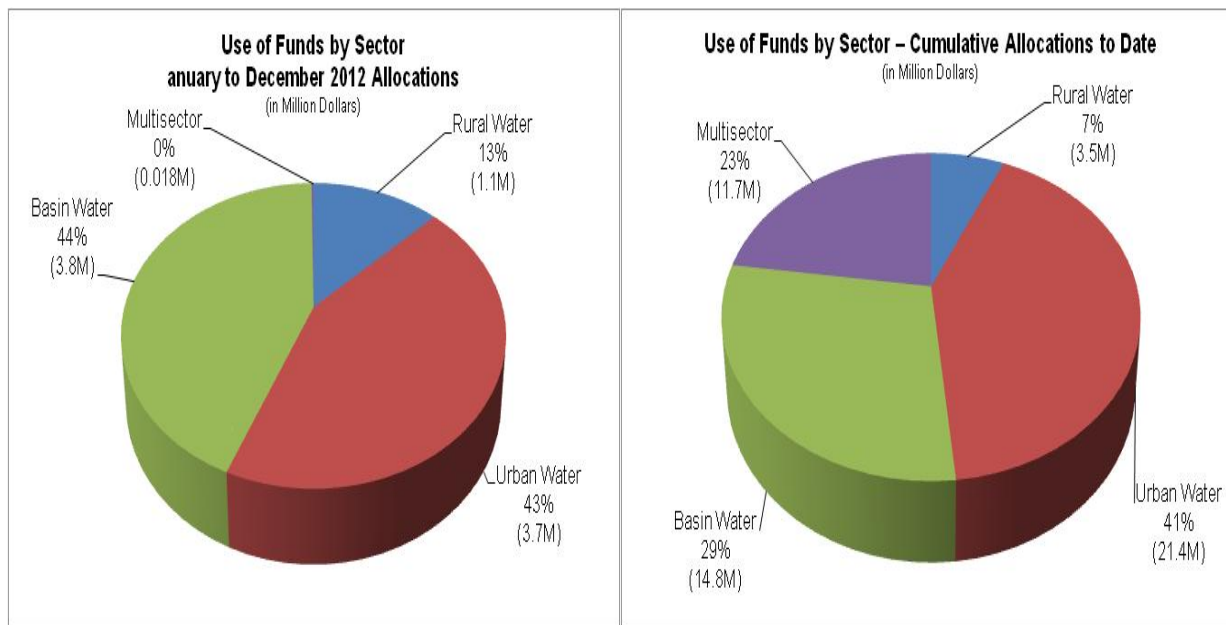
Use of Funds	Target Ratio	Allocations (in \$ Million)	Actual Ratio
Project Support Window	70%	33.38	65%
Program Quality Window <ul style="list-style-type: none"> • Knowledge, Capacity and Innovation Services • Engaging Civil Society • Regional Cooperation 	30%	18.20	35%
Total	100%	51.58	100%

38. The distribution of allocated resources by modality is shown in Figure 2 below and details are provided in Appendix 6. Technical assistance still registered the highest cumulative share and even increased to 68% from the 66% level in December 2011. Of the 66% share, 36% constitutes PPTAs. The share of direct charges upped by another 1% from 12% in 2011 to 13% to date.

Figure 2: Distribution of Approved Allocations by Modality

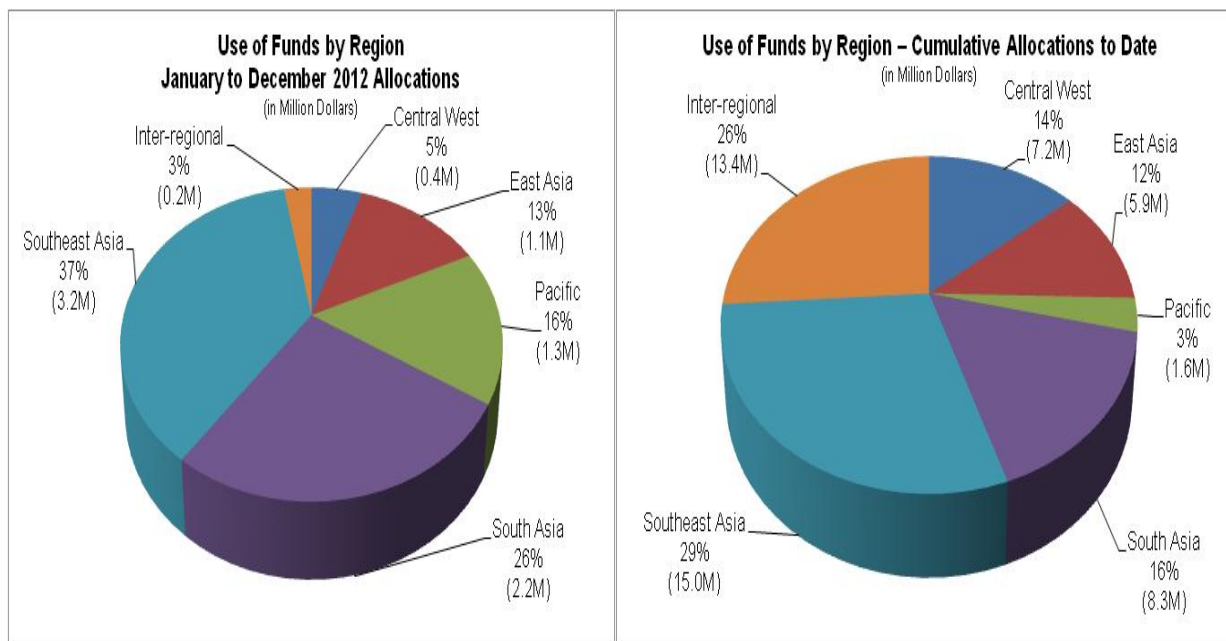
39. The distribution of allocated resources by sector is shown in Figure 3 below and details are provided in Appendix 7. The cumulative share of all sectors did not change from the 2011 level.

Figure 3: Distribution of Approved Allocations by Sector



40. The distribution of allocated resources by region is shown in Figure 4 below and details are provided in Appendix 8. Worth noting is the increase in allocation to Pacific region in terms of absolute amount, although its cumulative share is still relatively low at only 1%.

Figure 5: Distribution of Approved Allocations by Region



IV. MANAGEMENT OF THE FACILITY

A. Water Committee Evaluation of Applications

41. The evaluation of applications in 2012 by the Water Committee continued to be carried out by circulation. As indicated in the 2013 Annual Work Program, the Water Committee, following discussions with user departments, and considering the availability of more resources, implemented the following revised ceilings effective during the second half of 2012:

- Country-specific technical assistance \$300,000 (previously \$200,000)
- PPTA \$500,000 (previously \$200,000)
- Regional TA \$1,000,000 (previously \$500,000)
- Grant Component of Investment \$1,000,000 (previously no ceiling)
- Direct charges \$225,000 (previously \$150,000)

B. Procedural Matters

42. During the last quarter of 2012, processing and approval of several TAs was advanced from early 2013 to December 2012. The Water Committee agreed to move the submission deadline for the month of November from 30th to the 9th to allow the Facility to align with the shift in schedule.

43. The Secretariat continued to implement the spring cleaning exercise and maintained close collaboration with user departments and Controllers in facilitating prompt financial closure of completed activities, particularly those financed through direct charges. This exercise allowed the Facility to realize \$189,180 in savings from a total of 18 financially closed accounts. In addition, two allocations were cancelled, including one grant component of loan, thus freeing up additional \$1.8 million.

44. Summarized in Table 14 below is the Facility's performance on facility management based on activities outlined in the 2012 Annual Work Program.

Table 14: Performance on Facility Management

Targets Set Under the 2010 Work Program			Achievement
Facility Activity	Output	Outcome	
Approval of eligible applications	Applications for TAs approved by WFPF Steering Committee within a maximum period of 5 weeks	Timely approval of WFPF allocations that meet the overall project processing timetable	Achieved. 5-week duration was met
	Application for direct charges approved by the Facility Manager within one week		Achieved. 7-day duration was met
Implementation and Monitoring	Notice of approval released to proponents within 2 days after Steering Committee or Facility Manager approval	WFPF efficiently managed and responsive to client needs	Achieved. Notice of approval released within set time
	Disbursements monitored		Achieved.

Targets Set Under the 2010 Work Program			Achievement
Facility Activity	Output	Outcome	
	<p>and disbursement schedule updated regularly in coordination with project officers</p> <p>Compliance with 70%-30% ratio between project support and program quality support monitored</p> <p>Closure of accounts for direct charges facilitated after release of final payments</p> <p>Review of progress of projects and activities financed from the Facility</p> <p>Reports on the Facility submitted based on agreed timetable</p>		<p>Disbursement report updated regularly.</p> <p>Partly achieved. Ratio as of end-2012 stood at 65%-35%</p> <p>Achieved. 2 TAs and 16 direct charges were financially closed during the reporting period</p> <p>Done</p> <p>Achieved. Submission deadlines have been strictly adhered to</p>
<p>Continuing knowledge sharing and information dissemination on WFPF results</p>	<p>Dissemination of information on WFPF sustained</p> <p>Good practice papers prepared to disseminate WFPF results</p>	<p>Awareness on WFPF-related information expanded</p>	<p>Information on the Facility regularly circulated to user departments by the Facility manager</p> <p>Dissemination has also been sustained through the Water Community of Practice Catchment e-Newsletter (internal) and Water for All e-Newsletter (external)</p> <p>No specific knowledge product produced during the reporting period. The last one produced was in 2011 promoting pilot and demonstration activity as a good model for promoting innovation and new business models.</p>

V. RELATIONSHIP WITH FINANCING PARTNERS

45. **Coordinating on Report Submission.** All scheduled reports to financing partners due in 2012 were delivered, in coordination with the Office of Cofinancing Operations (OCO). These included the following: (i) 2011 Annual Report, (ii) 2011 audited financial statements, (iii) 2012 Annual Work Program, and (iv) January–June 2012 Semiannual Progress Report. The summary of discussion during the 2012 Annual Consultation Meeting was also submitted to financing partners within the agreed timetable.

VI. LESSONS LEARNED, EXPERIENCES GAINED, AND KEY CONSTRAINTS

46. **Management of demand for WFPF resources.** The low demand for resources during the first half of 2012 prompted the Water Committee to look into the reasons for such low demand. During discussions, it came out that one of the reasons is the reduced ceiling that the Committee has adopted in the last 3 years owing to the limited resources available.

47. As indicated in para 41 above, revised ceilings were approved and implemented by the Water Committee during the second half of 2012. Indeed, demand went up as evidenced by the \$7.7 million allocated between July to December 2012 in contrast to the less than a million approved allocation from January to June of the same year. The level of demand is expected to remain high in 2013 based on applications being discussed between the Facility Secretariat and user departments. While this Annual Report was being prepared, applications for TA funding for the January 2013 submission deadline have been received totaling \$2.2 million.

48. **Proactive monitoring of disbursements and financial closure of completed projects and activities.** Proactive monitoring of project projects and status of disbursements has helped improve the Facility's disbursement performance. As mentioned in para 43 above, cancellation of one grant component of investment and one direct charge was effected during the reporting period.

VII. EXTERNAL FACTORS RELEVANT TO THE FACILITY

49. **Water-food-energy nexus.** Many parts of the Asia-Pacific region are approaching a water crisis and there are increasing concerns about sustainable water security. Economic growth in the region will soon be constrained by water shortages, affecting the reliable production of food and energy. This brings to fore the link of water to food and energy.

- **Water for food.** Water for agriculture uses at least 70% of available freshwater, through either rainfed or irrigated systems. As much as 50% of this water may be used more productively, through elimination of irrigation or production inefficiencies. Water efficiencies in agriculture have increased by only about 1% per year in a 15 year period between 1990 and 2004.
- **Water for energy.** Increasing access to energy is a priority for many countries in Asia—nearly one billion people in Asia lack access to electricity. Expanding energy production requires greater access to freshwater. Future energy production will be crucially dependent on water access.
- **Energy in water.** In urban water supply and wastewater and sanitation systems, energy is often the main operational cost component. The process of distributing

water and collecting wastewater is energy-intensive. The associated large-scale pipe networks are costly to operate as they have high levels of power consumption to drive pressurized or pumped systems. Many of these systems are inefficient, but more importantly any water losses are readily translated to energy losses.

50. The WFPF will continue to support projects and initiatives that address the water-food-energy nexus in implementing IWRM.

51. **MDG sanitation targets off-track.** The 2012 Joint Monitoring Report by UNICEF and WHO indicates that sanitation progress is behind target with almost 2 billion people in Asia alone even in 2015, to still lack access to improved sanitation. Expanding sanitation and wastewater management is one of the Water Operational Plan's priority thrusts and is also a priority for WFPF, with at least 20% of the Facility's resources committed to advancing work in this area. During the reporting period, a \$2.0 million RETA on Promoting Innovations in Wastewater Management in the Asia and Pacific Region was approved with funding from Japan Fund for Poverty Reduction. The RETA is designed to assist priority cities in preparing their investment plans, among others. There is ample scope for the WFPF to support the RETA, particularly in terms of influencing or facilitating the development of investment projects, initially in the priority cities covered by the RETA and eventually in other cities as well.

VIII. OVERVIEW OF THE 2012 ANNUAL WORK PROGRAM

52. The Facility's operation in 2013 is expected to remain in full swing judging from the pipeline of projects that user departments have identified for which they expect WFPF funding support. This puts additional pressure on the Secretariat to mobilize additional contributions from existing and new financing partners.

53. The major activities in 2012 will include the following:

- **Subregional Conference on Promoting Innovations in Wastewater Management in the Asia and Pacific Region, 29-31 January 2013.** ADB is launching a new sanitation initiative to promote innovations in wastewater management. Participants to the subregional conference comprising representatives from eight priority countries² will identify priority issues and develop action plans. Experts from the sanitation and wastewater sector will discuss planning, technology, financing, and management options.
- **Asian Water Week, 13-15 March 2013.** With the theme "Securing Water for All", the conference will cover crosscutting topics such as climate change, water-food-energy nexus, and disaster management as well as sub-sector specific discussions, including water supply and sanitation, water resources and environment, and agriculture and irrigation. The conference will enable participants, including government clients, ADB staff, and invited specialists, to exchange knowledge on water sector issues, technologies, and to identify clients' emerging priorities.
- **Annual Consultation Meeting.** The 6th Annual Consultation Meeting is scheduled in ADB Headquarters on 18-19 March 2013.

² The eight priority countries include Bangladesh, India, Indonesia, Mongolia, Philippines, Sri Lanka, Uzbekistan, and Viet Nam.

WATER FINANCING PARTNERSHIP FACILITY (WFPF) OVERVIEW AND GOVERNANCE STRUCTURE

I. OVERVIEW

1. In December 2006, the Board of Directors of the Asian Development Bank (ADB) established the Water Financing Partnership Facility (WFPF) to provide additional financial and knowledge resources from development partners for the implementation of ADB's Water Financing Program (WFP) to help achieve the targeted outcomes¹.

2. The WFPF includes:

- a. A multidonor trust fund;
- b. Single-donor trust funds ;
- c. Framework agreements with partners for:
 - (i) Cofinancing, i.e., parallel or joint financing of lending and non-lending assistance to ADB's developing member countries (DMCs);
 - (i) Knowledge sharing, i.e., secondments, networks, etc.
 - (ii) Risk sharing, i.e., credit enhancement, performance guarantees, etc.
- d. Other forms of assistance.

3. The WFPF has two windows: (i) project support for which about 70% of the WFPF resources are to be allocated, and (ii) program quality support for which the balance of about 30% is to be utilized.

4. The WFPF's project support is provided for demonstration projects in the following three key areas of the WFP and which take place through in-country work on project preparation, and implementation:

- a. **Rural Water Service Projects** which aim to improve health and livelihoods in rural communities. Projects may include investments in water supply and sanitation, irrigation and drainage, and multiple uses of water in rural communities.
- b. **Urban Water Service Projects** to support sustained economic growth in cities, and may include investments in water supply, sanitation, and wastewater management, and environmental improvement.
- c. **Basin Water Management Projects in River Basins** which seek to promote integrated water resources management (IWRM) and healthy rivers. They may include investments in the infrastructure and management of multifunctional water regulation and hydropower facilities developed in a basin context, flood management, and the conservation and improvement of watersheds, wetlands, and ecosystems.

5. WFPF resources for program quality support are provided for facilitating reforms and strengthening capacity. They are aimed at helping ensure quality, synergy, and innovation in the

¹ Revised targeted outcomes are as follows following extension of the Program to 2020: (i) 500 million people with safe drinking water supply and improved sanitation; (ii) 95 million people with more efficient and productive irrigation and drainage services, (iii) 170 million people with reduced risk to floods, and (iv) IWRM introduced in 30 river basins

implementation of the WFP, with priority given to reducing poverty, improving governance, and conserving the environment. The scope is outlined below:

- a. **Knowledge, Capacity, and Innovation Services.** WFPF supports investment in (a) knowledge and policy services for ADB's operations departments and its clients, (b) expert services through a pool of contracted and seconded specialists to supplement ADB's own staff resources, (c) pilot and demonstration activities building on a similar program under the Cooperation Fund for the Water Sector, and (d) innovative approaches to empower water organizations.
 - b. **Engaging Civil Society.** Engaging civil society organizations in water reforms and investment is an important part of the Agenda for Change adopted at ADB's Water Week in 2004. WFPF supports three ways for civil society organizations engagement in ADB-financed water projects in consultation with ADB's regional departments: (a) project preparation support, (b) independent monitoring of project progress and results by civil society organizations where appropriate, and (c) capacity development to improve collaboration between ADB and civil society organizations.
 - c. **Regional Cooperation.** WFPF supports regional cooperation activities that increase water financing, catalyze reforms, share knowledge and experience, and build capacity in critical water sector organizations, including the introduction of performance benchmarking services and peer review processes. In supporting regional cooperation, ADB is partnering with the Asia-Pacific Water Forum (APWF), the Global Water Partnership, the United Nations Secretary-General's Advisory Board for Water and Sanitation, UN Habitat, the Water and Sanitation Program, and others. Partnerships are guided by the five key result areas of APWF: (a) developing knowledge and lessons on priority water sector topics through a network of knowledge hubs, (b) increasing local capacity through networking among practitioner organizations, (c) increasing public outreach and awareness, (d) monitoring water investments and results, and (e) organizing Asia-Pacific Water Summits. ADB has accepted the responsibility of serving as lead organization for APWF's theme of water financing and for its key result area of increasing public outreach and awareness.
6. All DMCs² are eligible for project support, and program quality support activities may be implemented in DMCs or in other countries as needed. Project proposals for WFPF support should:
- a. be consistent with ADB's *Water for All* policy;
 - b. contribute significantly to WFP targets³;
 - c. introduce innovative solutions;

² For the Australian contribution under WFPF (through multidonor trust fund), there are no country restrictions. However, Australia's policy seeks to demonstrate that investments in IWRM will contribute to sustainable economic growth, especially in Southeast Asia and the Pacific. For the Austrian contribution under WFPF (through multidonor trust fund), there are no country restrictions. However, Austria would like to support activities in the listed Central Asian Republics and South Caucuses (Armenia, Azerbaijan, Georgia, Kazakhstan, Kyrgyz Republic, Tajikistan, Turkmenistan, and Uzbekistan) as a priority. For the Swiss contribution under WFPF (through multidonor trust fund), there are no country restrictions. However, Switzerland would like to support water for food activities in the Mekong Region as a priority.

³ Through project implementation or through reforms or capacity development.

- d. adopt a participatory approach;
- e. have high demonstration value in the sector;
- f. have good potential for replication in the country and/or region; and
- g. link with CPS and results frameworks.

II. GOVERNANCE STRUCTURE

7. The Financing Partners and ADB jointly steer the operation of WFPF and meet annually to review progress, administration matters, Annual Work Programs, and strategic directions of the Facility.

8. A Steering Committee for WFPF (WSC) provides strategic direction for WFPF. The WSC is the designated authority for approving the allocation of WFPF resources for specific projects. Chair: Director General, Regional and Sustainable Development Department (RSDD); and Members: Director Generals of user departments (UDs).

9. ADB's Water Committee (WC) reviews and makes recommendations on project proposals for assistance from WFPF, and makes policy and procedural recommendations to the WSC regarding WFPF operations.

10. The Sustainable Infrastructure Division (RSID) of RSDD manages WFPF. Director, RSID or his/her designate acts as the Facility Manager for WFPF and oversees the day to day operations, monitoring and evaluation, and reporting of WFPF, with assistance from a team of consultants who have technical and administrative expertise serving in a management unit. The Facility Manager serves as the secretariat for WFPF operations, prepares semi-annual progress reports and annual reports and annual work programs for WFPF and serves as the focal point for WFPF partners for technical matters.

11. The Office of Cofinancing Operations (OCO) facilitates contributions to the WTF and WTFs, and act as the official channel of communication for financial issues between ADB and WFPF partners. OCO also leads negotiations and discussions with such partners on procedural agreements for contributions and framework agreements, where applicable.

12. The organization structure for WFPF governance is shown on the attached sheet.

The WFPF Governance Structure

Party	Responsibilities
Financing Partners	
Members: WFPF contributors	<ul style="list-style-type: none"> (i) Provide strategic direction to WFPF (ii) Meet with ADB for Annual Consultation (iii) Review progress and administration and Annual Work Program
WFPF Steering Committee (SC)	
Chair: DG, RSDD Secretariat: RSID Members: DGs of User Departments (UDs)	<ul style="list-style-type: none"> (i) Provide strategic direction to WFPF (ii) Approve WFPF policy and procedures (iii) Approves allocation of funds to applications for TAs and grant components of investments
Water Committee (WC)	
Chair and Co-Chair: Directors, SEUW RSID, and PSIF 1 Secretariat: RSID Members: Water specialists from operations departments	<ul style="list-style-type: none"> (i) Review and endorse for approval by SC of applications for TAs and grant component of investments (ii) Advise SC on strategic direction policy & procedures of WFPF to support WFPF implementation (iii) Approve, on no-objection basis, applications for direct charges (iv) Provide strategic direction on ADB's water operations
Facility Manager	
Manager: Director, RSID Assistant: A team of consultants	<ul style="list-style-type: none"> (i) Serve as Secretariat and oversee WFPF day-to-day operations (ii) Oversee review process for applications (iii) Review applications for compliance with Implementation Guidelines for use of funds and eligibility criteria (iv) Prepare Annual Work Program and progress reports (v) Serve as focal point for WFPF partners for technical matters (vi) Approve applications for direct charges
OCO	
Contact: Designated by Head, OCO	<ul style="list-style-type: none"> (i) Facilitate coordination with financing partners (ii) Communicate on financial issues among the partners (iii) Lead negotiations with partners on financial and procedural agreements for WFPF contributions and framework agreements

WATER FINANCING PARTNERSHIP FACILITY
REVISED DESIGN AND MONITORING FRAMEWORK (DMF)

Introduction

1. This revised DMF addresses the recommendations from the special evaluation study of financing partnerships facilities conducted between late-2010 to early 2011 by ADB's Independent Evaluation Department and incorporates the key elements of the draft Water Operational Plan 2011-2020 and the revised Water Financing Program targeted outcomes

2. It allows for setting of intermediate targets, as suggested by the special evaluation study, particularly outcome targets, against which the Facility's achievements can be gauged without having to wait for the completion of the Water Financing Program.

3. The initial target of \$100 million contributions from financing partners was used in setting the performance targets.

WFPF Design Summary	Performance Targets/Indicators	Data Sources/Reporting Mechanisms	Assumptions and Risks
<p>Impact Achieved Water Financing Program targeted outcomes</p>	<p>By 2020:</p> <p>765 million people are benefitted by ADB's water investments:</p> <ul style="list-style-type: none"> • 500 million people provided access to improved water supply and sanitation • 95 million people with more efficient and productive irrigation and drainage services • 170 million people with reduced risk of flooding • IWRM introduced in 30 river basins • At least 115 million people targeted to benefit from ADB's water projects are attributable to WFPF resources 	<p>Water Financing Program reports, project documents, project completion reports</p>	<p>Assumptions</p> <ul style="list-style-type: none"> • Governments are committed to prioritizing water investments • Strong buy-in from governments on the priority thrusts promoted under the Water Operational Plan 2011-2020 <p>Risk</p> <ul style="list-style-type: none"> • Appropriate investments are not prioritized by governments
<p>Outcome Enhanced engagement in strategic water sector investments</p>	<p>No less than 75% of projects and activities financed by WFPF translate to approved</p>	<p>PPTA reports, project/loan documents, ADB lending reports, WFPF reports, WFPF</p>	<p>Assumption</p> <ul style="list-style-type: none"> • Expected contributions from financing partners are received <p>Risk</p>

WFPF Design Summary	Performance Targets/Indicators	Data Sources/Reporting Mechanisms	Assumptions and Risks
	investment projects or approved reforms and capacity development program	application documents	<ul style="list-style-type: none"> WFPF resources are not replenished on time Further reduction in ADB's own TA resources
<p>Output</p> <p>Component 1 Increased levels of water Investment (infrastructure)</p> <ul style="list-style-type: none"> Fundable investment projects Loans supported with grants Project development support 	<p>By 2020:</p> <p>About 70% or \$70 Million of WFPF resources spent on project development support</p> <p>At least 45⁶ fundable investment projects (PPTAs) are supported by WFPF</p> <p>At least 20⁷ loans are provided WFPF grant support through either works, goods, or services</p> <p>At least 100⁸ applications for direct charges add value to project development through improved quality of design and implementation, better communication with stakeholders, etc.</p> <p>At least 20% of WFPF resources are allocated to sanitation-related projects and activities</p>	<p>Published ADB data on past and future public and private sector investments and technical assistance, loan/project documents</p> <p>Published ADB data on past and future public and private sector investments and technical assistance</p> <p>WFPF reports, direct charge outcome monitoring reports, project documents, TA papers</p> <p>WFPF reports on approved applications</p>	<p>Assumptions</p> <ul style="list-style-type: none"> ADB investment products are attractive to DMCs Replenishment of OCR/ADF to support increased water investment Internal resources allocated to deliver increased water program WFPF contributions are received based on the committed date of contributions <p>Risks</p> <ul style="list-style-type: none"> Low DMC demand for increased investment in the sector

⁶ The original target for PPTA was 30 and actual achieved to date is 16. The revised target is being set at 45. This means that the balance of 29 PPTAs are to be achieved during the period 2011-2020.

The original target for PPTA was 30 and actual achieved to date is 16. The revised target is being set at 45. This means that the balance of 29 PPTAs are to be achieved during the period 2011-2020.

because of the Water Committee decision to allow the use of grant component of loan sparingly because this is what has slowed down the Facility's disbursement.

⁸ The original target for direct charges and other TAs supporting project development was 30 and actual achieved to date is 27. The revised target is being set at 100. The reason for setting higher target is because the direct charge modality has shown to be more responsive to emerging needs of user departments and is in line with Water Committee-adopted principle of support projects and activities that cost less but have bigger impacts.

WFPF Design Summary	Performance Targets/Indicators	Data Sources/Reporting Mechanisms	Assumptions and Risks
	<p>WFPF-supported projects and activities demonstrate</p> <ul style="list-style-type: none"> • Climate change adaptation, including flood and drought mitigation and other water-related disaster management measures (at least 30 projects) • Increased focus on sanitation and wastewater management, including river clean-up (at least 30 projects) • Environmental protection and preservation (at least 30 projects) • Greater involvement of civil society (at least 15 projects) • Efficient water use in urban water supply, or agriculture, or industry (at least 30 projects) • Mainstreaming and embedding of IWRM (at least 30 projects) • Enhanced participation of private sector (at least 30 projects) • Adoption of corporate principles and business practices in the operation of water utilities, irrigation service provision and river basin management, including support for performance improvement in key sector organizations (at 	<p>WFPF reports on approved applications</p>	

WFPF Design Summary	Performance Targets/Indicators	Data Sources/Reporting Mechanisms	Assumptions and Risks
<p>Such increase in investment level is supported by the added value provided by WFPF in terms of:</p> <p>Faster decision making by means of:</p> <ul style="list-style-type: none"> • WFPF governance and approval processes, including use of templates and tools • Use of direct charge modality support for short-term and stand alone activities with specific outputs and outcomes is made possible without need for RETA <p>Greater assurance of outcomes by increasing country commitment</p> <ul style="list-style-type: none"> • Investment Dialogues • Use of knowledge products • Country water assessments <p>Greater reach to underserved by</p> <ul style="list-style-type: none"> • More PPTAs • More knowledge products • More partners <p>Boosts innovation and business unusual</p> <ul style="list-style-type: none"> • PDA financing • Knowledge products • Knowledge events • Take up of new products 	<p>least 30 projects)</p> <ul style="list-style-type: none"> • No less than 80% of WFPF-supported investment projects are gender-sensitive <p>Applications for TAs and GCIs are approved within 5 weeks upon receipt of bi-monthly applications that meet qualification criteria</p> <p>Applications for direct charges are approved within one week upon receipt of applications that meet qualification criteria</p> <p>Dialogues conducted in priority countries that produce updated water priorities based on updated country water assessments</p> <p>At least 115 million population of WFP targeted outcomes directly traceable to WFPF funding</p> <p>Post evaluation confirms new ideas, methods, technology and approaches taken up and</p>	<p>WFPF reports on approved applications</p> <p>WFPF financing proposals screening analyses</p> <p>BTOR on dialogues</p> <p>ADB water database</p> <p>Post evaluation study of PPTAs and subsequent loan project design</p> <p>Post evaluation of approved technical assistance projects</p>	<p>Assumption</p> <p>That ADB existing processes are not applied in each case but are able to be modified to enable these features to speed up processing</p>

WFPF Design Summary	Performance Targets/Indicators	Data Sources/Reporting Mechanisms	Assumptions and Risks
<p>Component 2 Policy and institutional reforms accelerated</p> <ul style="list-style-type: none"> • Nonlending assistance addressing reforms in the areas of: <ul style="list-style-type: none"> ➢ policy, ➢ legislation ➢ regulation ➢ institutional arrangements <p>Component 3 Institutional capacity strengthened and knowledge base expanded</p> <ul style="list-style-type: none"> • Pilot and demonstration projects • Water sector organizations capacity improvement <ul style="list-style-type: none"> ➢ Water Utilities ➢ River Basin Organizations (RBOs) ➢ Irrigation Water Users Association (WUA) ➢ Sector Apex Bodies 	<p>applied from WFPF financed initiatives</p> <p>About 15% or \$15M of WFPF resources allocated to this component</p> <p>At least 30 TAs (PATAs, piggy-backed TAs, SSTAs, RETAs) or direct charge applications are designed to advance reform measures in each of the areas of policy, legislation, regulation or institutional arrangements</p> <p>About 15% or \$15M of WFPF resources allocated to this component</p> <p>80% of approved projects completed within schedule and replication /upscaling occurring for at least 40%</p> <p>Improvement in utilities performance using as basis the adopted utility performance indicators</p> <p>Implementation of benchmarking and peer review process in RBOs in Asia-Pacific Region</p> <p>Program for benchmarking irrigation service providers developed and implemented</p> <p>Program of support to the regional cooperation among apex bodies,</p>	<p>TA documents, reports on sector work dealing with policies and legislation</p> <p>PDA Project Completion Reports</p> <p>Reports and benchmarking activities, WOPs reports on twinning partnerships</p> <p>Benchmarking reports, Reports by NARBO (Network of Asian River Basin Organizations)</p> <p>Benchmarking reports, project reports</p> <p>Benchmarking reports</p>	

WFPF Design Summary	Performance Targets/Indicators	Data Sources/Reporting Mechanisms	Assumptions and Risks
<ul style="list-style-type: none"> ➤ Water sector agencies • Knowledge products • Knowledge hubs • Knowledge sharing events • Regional cooperation / partnerships 	<p>including implementation of benchmarking and peer process</p> <p>Capacity building of sector agencies supported either as part of loans and TAs or as stand alone activities</p> <p>Knowledge products developed on schedule and achieve targeted distribution levels</p> <p>At least 15 regional knowledge hubs operational by end 2020</p> <p>At least 2 annual major water events organized or participated in by ADB, i.e. ADB Water Week, ADB-DMC Sanitation Dialogue, Asia Irrigation Forum, Stockholm World Water Week, Singapore International Water Week, World Water Forum</p> <p>Scheduled outputs completed on time as indicated in relevant agreements</p>	<p>Water Committee and WFPF reports</p> <p>Water Committee reports</p> <p>Water Committee reports</p> <p>Events-related reports, back-to-office reports (BTORs)</p> <p>Agreements, joint projects, web references</p>	
<p>Activities</p> <p>Investment</p> <ul style="list-style-type: none"> • Sustain ADB's investments at \$2.0-\$2.5 billion annually • Mobilize private finance <p>Reforms</p> <ul style="list-style-type: none"> • Intensify support for national water sector reforms • Support development of regulatory frameworks • Extend support for IWRM into the targeted 25 basins <p>Capacity Development</p> <ul style="list-style-type: none"> • Develop new and innovative approaches, methodologies • Strengthen institutional capacity • Enhance the knowledge base and knowledge products • Strengthen regional partnerships 			<p>Inputs:</p> <p>ADB TA grant resources</p> <p>ADB Lending</p> <p>ADB staff resources</p> <p>Water Financing Partnership Facility approx \$100 million</p> <ul style="list-style-type: none"> • Project Support Window (About 70%) • Program Quality Window (About 30%) <p>Government resources</p> <p>Private sector resources</p> <p>NGO resources</p>

BTOR = back-to-office report, DMC = developing member country, DMF = design and monitoring framework, IWRM = integrated water resources management, MDG = Millennium Development Goal, NARBO = Network of Asian River Basin Organizations, PATA = advisory technical assistance PDA = pilot and demonstration activity, PPTA = project preparatory technical assistance, RETA = regional technical assistance, SSTA = small scale technical assistance, TA = technical assistance, WFP = Water Financing Program, WFPF = Water Financing Partnership Facility, WOPs = Water Operators Partnerships Program, WUA = water users association

ASIAN DEVELOPMENT BANK
ADMINISTRATOR FOR
WATER FINANCING PARTNERSHIP FACILITY TRUST FUND

STATUS OF GRANT
31 December 2012
(Amounts in US dollar)

TOTAL CONTRIBUTION COMMITTED		52,683,515.74
Gain (loss) arising from change in value of currency		<u>(634,568.02)</u>
Amount received:		
Government of Australia (AUD25,000,000)	24,209,500.00	
Government of Austria (USD5,000,000)	5,000,000.00	
Government of Austria (EUR2,600,000)	3,467,709.28	
Government of Norway (NOK30,000,000)	4,669,104.35	
Government of Spain (USD9,500,000)	9,500,000.00	
Government of Switzerland (CHF4,800,000)	<u>5,202,634.09</u>	
NET CONTRIBUTION AVAILABLE		52,048,947.72 ^{a/}
Add: Interest income	67,544.16	
Income from investments	534,064.76	
Gain on foreign exchange transactions	<u>9,141.37</u>	<u>610,750.29</u>
TOTAL AMOUNT AVAILABLE		52,659,698.01
Less amounts utilized for:		
Project Expenditures (Statement 2)		
Grant Component of Investment (GCI)	(1,083,531.56)	
Technical Assistance Linked to Loan (TALL)	(1,912,806.25)	
Technical Assistance (TA)	(14,201,763.21)	
Direct Charges	(3,361,577.31)	
ADB Administration Cost	(827,399.08) ^{c/}	
Audit Fees	(69,771.00)	
Financial expense - bank charges	<u>(7,579.62)</u>	<u>(21,464,428.03)</u>
UNUTILIZED BALANCE		31,195,269.98 ^{b/}
Less: Outstanding commitments-GCI, TALL & TA	(7,711,664.37)	
Reserve for ADB administration cost	(335,589.17) ^{c/}	
Undisbursed Direct Charges	<u>(1,599,053.61)</u>	<u>(9,646,307.15)</u>
UNCOMMITTED BALANCE		21,548,962.83
Less projects approved but not yet effective:		
TA 8269-PRC: Biodiversity Strategy and Action Plan for Yunnan Province (TA)	(200,000.00)	
TA 8293-PRC: Management and Protection of Wetlands in Weinan City in Shaanxi Province	(350,000.00)	
TA 8166-IND: Climate Adaptation Thru Sub-Basin Development Investment Program (TA)	(140,000.00)	
TA 8306-RMI: Ebeye Water Supply and Sanitation Project	(500,000.00)	
Reserve for ADB administration cost	<u>(59,500.00) ^{c/}</u>	<u>(1,249,500.00)</u>
UNCOMMITTED BALANCE AVAILABLE FOR NEW COMMITMENTS		<u><u>20,299,462.83</u></u>

^{a/} Represents the actual US\$ equivalent of contributions received.

^{b/} Represented by:

Cash in bank	4,371,013.68
Investment	26,232,027.58
Accrued interest	1,675.93
Advances	701,289.77
Interfund receivable	512.35
Interfund payable	(102,384.13)
Accrued expenses	<u>(8,865.20)</u>
	<u><u>31,195,269.98</u></u>

^{c/} Represents 5% and 2% of TA and Grant project expenditures/outstanding commitments/approved not yet effective.

ASIAN DEVELOPMENT BANK
Statement of TA/Grant Expenditures and Direct Charges
Water Financing Partnership Facility
As of 31 December 2012
(Expressed in US dollars)

TA/Grant Title Approved Application	TA/Grant/ Application No./Type	Date of Approval	TA/Grant Direct Charge Amount ^{1/}	Amount Received	Project/Direct Charge Expenditures ^{2/}			Outstanding Commitments	Expected TA/Grant Completion Date	Completed TAs	
					Cumulative up to 31/12/11	Transactions 01/01-31/12/12	Cumulative up to 12/31/2012			Unutilized Commitment (Savings)	Financial Completion Date
			(A)	(B)	(C)	(D)	(E) = (C) + (D)	(F) = (A) - (E)	(G)	(H) = (A) - (E)	(I)
APPROVED and EFFECTIVE PROJECTS											
Grant Component of Investment (GCI):											
China, People's Republic of											
Liaoning Small Cities and Towns Development Demonstration Sector Project	0159	18-Sep-09	250,000.00	-	-	-	-	250,000.00	31-Dec-12		
Hebei Small Cities and Towns Development Demonstration Project	0171	6-Nov-09	250,000.00	-	19,404.16	19,404.16	19,404.16	230,595.84	30-Jun-13		
Climate Change Adaptation through Groundwater Management	0188	16-Dec-09	500,000.00	-	-	-	-	500,000.00	31-May-13		
Shanxi Small Cities and Towns Development Demonstration Sector Project	0190	18-Dec-09	250,000.00	-	-	-	-	250,000.00	31-Dec-13		
Vietnam											
Thanh Hoa City Comprehensive Socioeconomic Development Project	0147	5-Mar-09	1,200,000.00	-	-	-	-			1,200,000.00	6-Sep-12
Uzbekistan											
Surkhandarya Water Supply and Sanitation Project	0131	3-Nov-08	1,500,000.00		626,675.83	437,451.57	1,064,127.40	435,872.60	30-Sep-14		
Sub Total			3,950,000.00	-	626,675.83	456,855.73	1,083,531.56	1,666,468.44		1,200,000.00	
Technical Assistance Linked to Loan (TALL):											
China, People's Republic of											
Enabling the Protection of Jiaozhou Bay Water Quality and Wetland Ecosystem	7219/AO	17-Dec-08	400,000.00		344,142.29	55,857.71	400,000.00			0.00	21-Dec-12
India											
Institutional Development of Integrated Water Resources Management in ORISSA	7131/AO	18-Sep-08	250,000.00		222,449.00	-	222,449.00			27,551.00	26-Mar-11
Indonesia											
Institutional Strengthening for Integrated Water Resources Management in 6 CIS River Basin Territory	7189/AO	4-Dec-08	2,000,000.00		470,641.12	819,716.13	1,290,357.25	709,642.75	30-Sep-13		
Sub Total			2,650,000.00	-	1,037,232.41	875,573.84	1,912,806.25	709,642.75		27,551.00	
Technical Assistance (TA):											
China, People's Republic of											
Urban Wastewater Reuse and Sludge Utilization Policy Study	7083/AO	26-May-08	300,000.00		300,000.00	-	300,000.00	-		-	21-Dec-11
River Basin Water Resources Allocation and Management Policy	7127/AO	2-Sep-08	250,000.00		250,000.00	-	250,000.00	-		-	31-Mar-11

ASIAN DEVELOPMENT BANK
Statement of TA/Grant Expenditures and Direct Charges
Water Financing Partnership Facility
As of 31 December 2012
(Expressed in US dollars)

TA/Grant Title Approved Application	TA/Grant/ Application No./Type	Date of Approval ^{4/}	TA/Grant Direct Charge Amount ^{1/}	Amount Received	Project/Direct Charge Expenditures ^{2/}			Outstanding Commitments	Expected TA/Grant Completion Date	Completed TAs	
					Cumulative up to 31/12/11	Transactions 01/01-31/12/12	Cumulative up to 12/31/2012			Unutilized Commitment (Savings)	Financial Completion Date
Preparing National Guidelines for Eco-Compensation in River Basins and a Framework for Soil Pollution Management	7217/AO	8-Dec-08	400,000.00		163,962.46	221,787.10	385,749.56	14,250.44	30-Jun-13		
Strategy for Drought Management	7261/PA	26-Mar-09	230,000.00		230,000.00	-	230,000.00	-			12-Dec-11
Effective Reservoir Utilization for Integrated Water Resources Management	7658/PA	19-Nov-10	200,000.00		158,195.75	18,445.00	176,640.75	23,359.25	31-Mar-13		
Strengthening Participatory Irrigation Management and Project Management Capacity in Qinghai Province	7731/CD	16-Dec-10	200,000.00		82,234.22	-	82,234.22	117,765.78	30-Sep-13		
Jilin Urban Services Improvement Project	8172/PP	13-Sep-12	150,000.00			-	-	150,000.00	15-Nov-13		
Pilot Implementation of the Drought Management Strategy	8185/CD	8-Oct-12	200,000.00			-	-	200,000.00	11-Jul-14		
Bangladesh											
Second Chittagong Hill Tracts Rural Development Project (CHTRDP II)	7432/PP	7-Dec-09	265,000.00		228,624.69	-	228,624.69			36,375.31	31-Dec-11
India											
Water Users Association Empowerment for Improved Irrigation Management in Chhattisgarh	4573/AO	29-Mar-05	550,000.00		521,043.52	25,737.19	546,780.71	3,219.29	31-Mar-13		
Preparing the Integrated Flood and River Erosion Management - Arunachal Pradesh	7132/PP	11-Sep-08	750,000.00		687,012.96	-	687,012.96	-		62,987.04	29-Mar-11
Preparing the Integrated Flood and Riverbank Erosion Risk Management Project (Phase 2) - Assam	7136/PP	26-Sep-08	750,000.00		750,000.00	-	750,000.00	-		-	30-Mar-12
Project Management Capacity Building for Water Resources Sector Executing Agencies	7713/CD	16-Dec-10	200,000.00			2,996.58	2,996.58	197,003.42	30-Sep-13		
Operational Research to Support Mainstreaming of Integrated Flood Management under Climate Change	8089/PA	1-Jun-12	200,000.00			-	-	200,000.00	1-Oct-14		
Indonesia											
Metropolitan Sanitation Management and Health Project	4763/PP	16-Jan-06	500,000.00		467,085.66	-	467,085.66	-		32,914.34	21-Oct-10
Kyrgyz											
Issyk-Kul Sustainable Development Project	7228/PP	20-Jan-09	700,000.00		604,938.45	-	604,938.45	-		95,061.55	31-Mar-10
Mongolia											
Ulaanbaatar Urban Services and Ger Areas Development Investment Program	7970/PP	31-Dec-11	200,000.00			-	-	200,000.00	31-Oct-13		
Nepal											
Bagmati River Basin Improvement Project	8050/PP	24-Jan-12	470,000.00			-	-	470,000.00	30-Sep-13		
Philippines											
Preparing the Water District Development Sector Project	7122/PP	10-Sep-08	1,270,000.00		1,078,202.44	80,636.25	1,158,838.69	111,161.31	30-Jun-13		
NSP: Pasig River Catchment Sewerage Project	7367/PP	26-Oct-09	300,000.00		300,000.00	-	300,000.00			-	30-Apr-11
Pakistan											
Punjab Cities Improvement Investment Program	7321/PP	29-Jul-09	400,000.00		399,999.99	-	399,999.99			0.01	27-Nov-12

ASIAN DEVELOPMENT BANK
Statement of TA/Grant Expenditures and Direct Charges
Water Financing Partnership Facility
As of 31 December 2012
(Expressed in US dollars)

TA/Grant Title Approved Application	TA/Grant/ Application No./Type	Date of Approval	TA/Grant Direct Charge Amount ^{1/}	Amount Received	Project/Direct Charge Expenditures ^{2/}			Outstanding Commitments	Expected TA/Grant Completion Date	Completed TAs	
					Cumulative up to 31/12/11	Transactions 01/01-31/12/12	Cumulative up to 12/31/2012			Unutilized Commitment (Savings)	Financial Completion Date
Sri Lanka											
Supporting Capacity Development for Wastewater Management	7320/CD	28-Jul-09	150,000.00		136,075.44	-	136,075.44			13,924.56	4-Oct-11
Capacity Development for Non-Revenue Water Reduction	8206/CD	5-Nov-12	200,000.00			-	-	200,000.00	1-Dec-14		
Uzbekistan											
Water Supply and Sanitation Services	7240/PP	20-Feb-09	850,000.00		808,227.69	-	808,227.69			41,772.31	31-Jan-11
Viet Nam											
Developing Benefit Sharing Mechanisms for People Adversely Affected by Power Generation Project	4689/AO	14-Nov-05	240,000.00		212,351.51	-	212,351.51	-		27,648.49	31-Jan-11
Ho Chi Minh City Water Supply Project	7091/PP	24-Jun-08	300,000.00		277,838.64	16,522.60	294,361.24	5,638.76	31-Mar-13		
Preparing the Da Nang Water Supply Project	7144/PP	1-Oct-08	1,500,000.00		1,494,106.17	5,893.83	1,500,000.00	-	31-Mar-13		
Regional											
Improved Management of Water Resources in Central Asia Knowledge and Innovation Support for ADB's Water Financing Program	6486/REG	12-Sep-08	998,000.00		396,665.43	110,521.27	507,186.70	490,813.30	31-Dec-13		
Enabling Climate Change Responses in Asia and the Pacific - Supporting Investments in Water and Climate Change (Subproject 1)	6498/REG	3-Nov-08	5,400,000.00		3,258,537.26	222,222.80	3,480,760.06	1,919,239.94	31-Dec-15		
Preparing a Water Supply & Sanitation Handbook for Southeast Asia	7581/CD	18-Aug-10	1,000,000.00		49,665.98	258,884.51	308,550.49	691,449.51	31-Aug-14		
Developing Water Resources Sector Strategies in Central and West Asia	7941/RD	22-Nov-11	225,000.00			120,444.21	120,444.21	104,555.79	31-Oct-13		
	8015/PA	22-Dec-11	500,000.00		-	262,903.61	262,903.61	237,096.39	31-Dec-13		
Sub Total			19,848,000.00	-	12,854,768.26	1,346,994.95	14,201,763.21	5,335,553.18		310,683.61	

Direct Charge (DC):

Long-term Capacity Development Support to the Ministry of Rural Development of Cambodia in the Rural Water Supply and Sanitation Sector	WFMFDC 00001	28-Jan-08	140,000.00		105,035.90	-	105,035.90	-		34,964.10	16-Jun-10
Capacity and Performance Diagnosis of Water Supply and Sanitation Enterprises	WFMFDC 00002	1-Feb-08	55,000.00		47,009.36	-	47,009.36	-		7,990.64	7-Apr-09
Institutional Study for Integrating Flood Risk Management into Disaster Risk Management in Assam	WFMFDC 00006	5-Mar-08	50,000.00		47,992.41	-	47,992.41	-		2,007.59	30-Jun-09
Initial Assessment of the Metro Cebu Kotkot Dam Project	WFMFDC 00008	13-May-08	62,500.00		58,350.21	-	58,350.21	-		4,149.79	15-Sep-09
Singapore International Water Week	WFMFDC 00009	16-May-08	215,000.00		38,577.73	-	38,577.73	-		176,422.27	26-Mar-09
Workshop on Lakes and Wetlands Restoration and Sustainable Alternative Livelihood	WFMFDC 00010	27-May-08	20,000.00		20,000.00	-	20,000.00	-		0.00	9-Aug-09

ASIAN DEVELOPMENT BANK
Statement of TA/Grant Expenditures and Direct Charges
Water Financing Partnership Facility
As of 31 December 2012
(Expressed in US dollars)

TA/Grant Title Approved Application	TA/Grant/ Application No./Type	Date of Approval	TA/Grant Direct Charge Amount ^{1/}	Amount Received	Project/Direct Charge Expenditures ^{2/}			Outstanding Commitments	Expected TA/Grant Completion Date	Completed TAs	
					Cumulative up to 31/12/11	Transactions 01/01-31/12/12	Cumulative up to 12/31/2012			Unutilized Commitment (Savings)	Financial Completion Date
Pacific Water Conference 2008	WFMFDC 00011	9-Jun-08	43,912.45		43,912.45	-	43,912.45	-		0.00	27-Apr-09
Increasing Public Awareness and Support for Improved Urban Services: Campaign to Support Sindh Cities Improvement Investment Program	WFMFDC 00012	3-Jul-08	27,300.00		25,126.26	-	25,126.26	-		2,173.74	2-Oct-09
Developing Design-Build-Performance Based Arrangement for Water Supply Improvements (Water Expert Services Pool: Engagement of Contract and Procurement Expert	WFMFDC 00013	2-Jul-08	25,000.00		17,740.36	-	17,740.36	-		7,259.64	18-Jun-09
Sharing Best Practices in Water Supply and Wastewater Management	WFMFDC 00014	25-Jun-08	44,270.00		27,506.89	-	27,506.89	-		16,763.11	5-May-09
Capacity Building Support to Kathmandu Water Supply Utility	WFMFDC 00015	25-Jun-08	140,000.00		115,968.10	-	115,968.10	-		24,031.90	29-Jun-10
Support to WFPF Operationalization: Engagement of Facility Account Analyst	WFMFDC 00017	24-Jul-08	17,400.00		13,212.89	-	13,212.89	-		4,187.11	31-Aug-09
Providing for Secretariat Support to Established Asia Water Utilities Network under the Water Operator Partnerships (WOPs) Program	WFMFDC 00018	6-Aug-08	50,643.88		38,397.89	-	38,397.89	-		12,245.99	23-Feb-12
Support to India Orissa Integrated Agriculture and Water Management Investment Program (Water Expert Services Pool: Engagement of Irrigation Management Specialist and Water Users Association Specialists)	WFMFDC 00019	5-Aug-08	70,000.00		64,811.25	-	64,811.25	-		5,188.75	4-Jun-09
Support to Northern and Central Water and Central Water Supply and Sanitation Sector Project (Water Expert Services Pool: Engagement of Water Supply Expert)	WFMFDC 00020	12-Aug-08	108,000.00		96,674.20	-	96,674.20	-		11,325.80	23-Jun-10
Developing Knowledge Product on Community-Driven Development in Water Supply and Sanitation: Case Studies of ADB Projects in Indonesia, Nepal, and Sri Lanka	WFMFDC 00021	15-Aug-08	55,438.50		43,760.26	-	43,760.26	-		11,678.24	4-Aug-09
Increasing Awareness and Support for Participatory Irrigation Development Through Multimedia: Production of Water Awareness Video on Participatory Approaches in Irrigation Scheme Reconstruction and Rehabilitation - Lessons from Naggroe Aceh Darussalam Indonesia	WFMFDC 00022	22-Aug-08	56,000.00		55,986.85	-	55,986.85	-		13.15	9-Jun-09
Capacity Building of Second and Third Tier Cities for Preparing Nonsovereign Urban Infrastructure Projects in PRC	WFMFDC 00023	29-Aug-08	150,000.00		84,583.41	-	84,583.41	-		65,416.59	24-May-10
Good Practices for Urban Water Management in Asia	WFMFDC 00026	15-Sep-08	150,000.00		97,367.24	-	97,367.24	-		52,632.76	12-Mar-10

ASIAN DEVELOPMENT BANK
Statement of TA/Grant Expenditures and Direct Charges
Water Financing Partnership Facility
As of 31 December 2012
(Expressed in US dollars)

TA/Grant Title Approved Application	TA/Grant/ Application No./Type ^{4/}	Date of Approval	TA/Grant Direct Charge Amount ^{1/}	Amount Received	Project/Direct Charge Expenditures ^{2/}			Outstanding Commitments	Expected TA/Grant Completion Date	Completed TAs	
					Cumulative up to 31/12/11	Transactions 01/01-31/12/12	Cumulative up to 12/31/2012			Unutilized Commitment (Savings)	Financial Completion Date
Water Expert Services Pool: Engagement of Environmental Specialist for Kyrgyz Sanitation	WFMFDC 00027	25-Sep-08	57,900.00		47,965.68	-	47,965.68	-		9,934.32	8-Oct-09
Preparation of Larkana Sanitation, Drainage and Wastewater Management Strategic Action Plan and Priority Investment Program	WFMFDC 00029	3-Oct-08	92,000.00		84,554.64	-	84,554.64	-		7,445.36	10-Jul-10
Regional Workshop on Developing Partnerships for Water and Climate Change Adaptation, Malaysia, 1-5 December, 2008	WFMFDC 00030	10-Nov-08	94,324.00		66,053.37	-	66,053.37	-		28,270.63	23-Jun-09
Accessing the WFMF Expert Pool Facility: Engagement of Development Communication Expert to Support: ADTA "Nepal: Strengthening Capacity for Managing Climate Change and the Environment	WFMFDC 00031	5-Dec-08	100,000.00		75,792.10	22,717.54	98,509.64	1,490.36			
Legal Review of Project Documents for PPP in Water Projects in India	WFMFDC 00032	5-Dec-08	150,000.00		108,174.52	-	108,174.52	-		41,825.48	1-Jul-11
Preparation of Khairpur Wastewater Management Planning Methodology, Strategic Plan and Priority Investment Program	WFMFDC 00033	25-Mar-09	120,000.00		113,433.56	-	113,433.56	-		6,566.44	22-Jun-10
Scoping study for CDTA "Integrated Water Resource Management in Karnataka"	WFMFDC 00034	8-Jun-09	64,000.00		60,675.49	-	60,675.49	-		3,324.51	18-Jan-10
Preliminary Survey and Assessment for Initiating Interventions on Zhangye Wetlands Protection and Rehabilitation in Hei River Basin	WFMFDC 00035	8-Jun-09	150,000.00		104,567.20	11,306.60	115,873.80	34,126.20			
Pacific Water Conference and Expo 2009	WFMFDC 00036	8-Jun-09	20,000.00		19,951.63	-	19,951.63	-		48.37	31-Mar-10
Support to Indonesia's Preparation of National-Term Plan 2010-2014 (Water Supply and Sanitation Section Sector)	WFMFDC 00037	27-Jul-09	150,000.00		17,983.31	-	17,983.31	-		132,016.69	1-Oct-10
Engagement of International Water Supply and Sanitation Specialist to Support Portfolio Development in Viet Nam	WFMFDC 00038	14-Sep-09	150,000.00		131,816.95	-	131,816.95	-		18,183.05	4-Jun-10
Engagement of National Water Supply and Sanitation Specialist to Support Portfolio Development in Viet Nam	WFMFDC 00039	14-Sep-09	40,000.00		31,665.32	-	31,665.32	-		8,334.68	31-Oct-10
Development of Flood Management Infrastructure Asset Management Information System	WFMFDC 00040	17-Sep-09	50,000.00		41,791.07	-	41,791.07	-		8,208.93	29-Jun-11
Market Sounding with Potential Private Investors and Operators and Further Refinement of Enabling Environment for PSP in Water and Sanitation Service Provision in Mongolia's Urban Areas	WFMFDC 00041	18-Sep-09	50,000.00		40,150.00	-	40,150.00	-		9,850.00	7-Jul-11

ASIAN DEVELOPMENT BANK
Statement of TA/Grant Expenditures and Direct Charges
Water Financing Partnership Facility
As of 31 December 2012
(Expressed in US dollars)

TA/Grant Title Approved Application	TA/Grant/ Application No./Type ^{4/}	Date of Approval	TA/Grant Direct Charge Amount ^{1/}	Amount Received	Project/Direct Charge Expenditures ^{2/}			Outstanding Commitments	Expected TA/Grant Completion Date	Completed TAs	
					Cumulative up to 31/12/11	Transactions 01/01-31/12/12	Cumulative up to 12/31/2012			Unutilized Commitment (Savings)	Financial Completion Date
Support to Mekong River Commission on the Formulation of Flood Management and Mitigation Phase 2 (2011-2015)	WFMFDC 00042	8-Apr-10	75,000.00		-	66,252.84	66,252.84	-		8,747.16	16-Jul-12
Knowledge Product and Training Program on Integrated Urban Water Management in Nanning, PRC	WFMFDC 00043	22-Apr-10	25,000.00		14,751.00	1,775.84	16,526.84	-		8,473.16	27-Jul-12
IWRM Scoping Study for Sutlej River Basin Himachal Pradesh: Improving Capacity for Climate Change Adaptation	WFMFDC 00044	6-May-10	75,000.00		62,418.87	-	62,418.87	-		12,581.13	12-Jul-11
Pilot Area Land Use Mapping of Chitaggong Hill Tracts: Support to Chitaggong Hill Tracts Rural Development Project II	WFMFDC 00045	24-May-10	28,000.00		26,664.00	-	26,664.00	-		1,336.00	9-May-12
Assessment of Potential Public-Private Partnerships in the Urban Water Supply in Lao PDR	WFMFDC 00046	27-May-10	45,000.00		45,000.00	-	45,000.00	-		0.00	31-Mar-11
Preparation of City Sanitation Strategy for 2 Cities	WFMFDC 00047	14-Jun-10	75,000.00		71,130.94	-	71,130.94	-		3,869.06	31-Jan-12
Legal Review of PPP Contracts for North Karnataka Urban Sector Investment Program	WFMFDC 00048	23-Jun-10	30,000.00		12,600.00	-	12,600.00	17,400.00			
Regional Workshop on Economics of Sanitation	WFMFDC 00049	25-Jun-10	40,707.00		25,917.94	-	25,917.94	-		14,789.06	23-Oct-10
International Conference on Payment for Watershed Services and Eco-Compensation Legislation	WFMFDC 00050	12-Jul-10	50,000.00		49,037.22	-	49,037.22	-		962.78	30-Jun-11
Mainstreaming Water Safety Plans in ADB Projects	WFMFDC 00051	22-Jul-10	10,000.00		10,000.00	-	10,000.00	-		0.00	15-Jun-11
Pacific Water Conference and Expo 2010	WFMFDC 00052	23-Jul-10	70,000.00		42,634.44	-	42,634.44	-		27,365.56	4-Jul-11
Engagement of Facility Account Analyst	WFMFDC 00053	1-Oct-10	18,000.00		13,116.41	-	13,116.41	-		4,883.59	2-Dec-11
Development of Community Sanitation Project in Samoa	WFMFDC 00054	9-Mar-11	75,000.00		74,027.76	-	74,027.76	-		972.24	31-Jan-12
Upstream Work for Assessing New Approaches for River Rehabilitation and Flood Management in Chuxiong Prefecture, Chongqing Municipality and Jiuquan Municipality	WFMFDC 00056	7-Jun-11	149,350.00		37,203.43	84,243.82	121,447.25	-		27,902.75	19-Nov-12
WOPs Asia: Supporting Twinning Initiatives in the Pacific	WFMFDC 00057	15-Jun-11	50,000.00		-	20,501.25	20,501.25	29,498.75			
WOPs Asia: Continuing Twinning Initiatives in PRC	WFMFDC 00058	16-Jun-11	50,000.00		2,304.09	-	2,304.09	47,695.91			
Supporting Water Operators Partnership in Asia (WOPs Program) - Continuation of Twinning Initiatives	WFMFDC 00059	1-Jul-11	60,000.00		4,920.00	34,288.61	39,208.61	20,791.39			

ASIAN DEVELOPMENT BANK
Statement of TA/Grant Expenditures and Direct Charges
Water Financing Partnership Facility
As of 31 December 2012
(Expressed in US dollars)

TA/Grant Title Approved Application	TA/Grant/ Application No./Type ^{4/}	Date of Approval	TA/Grant Direct Charge Amount ^{1/}	Amount Received	Project/Direct Charge Expenditures ^{2/}			Outstanding Commitments	Expected TA/Grant Completion Date	Completed TAs	
					Cumulative up to 31/12/11	Transactions 01/01-31/12/12	Cumulative up to 12/31/2012			Unutilized Commitment (Savings)	Financial Completion Date
Development of Synthesis and Draft Action Plan for Improving Water Use Efficiency of Irrigated Agriculture in Selected States in India	WFMFDC 00060	15-Jul-11	40,000.00		-	33,634.07	33,634.07	6,365.93			
Reg: Bridge Financing for Water Operators Partnerships (WOPS) Program Secretariat	WFMFDC 00061	19-Jul-11	50,000.00		34,426.67	7,036.02	41,462.69		8,537.31	23-Feb-12	
Support to Evaluation of Sludge Treatment Technologies for Beijing Drainage Group in the People's Republic of China (PRC)	WFMFDC 00062	26-Jul-11	55,000.00		-	54,347.15	54,347.15	652.85			
Pacific Water Conference and Expo 2011	WFMFDC 00063	3-Aug-11	50,356.15		47,144.87	-	47,144.87	-	3,211.28	31-Jan-12	
Assessment of Evaluation of Cost-Effective Wastewater Treatment Technologies for Different Applications	WFMFDC 00064	26-Aug-11	130,000.00		-	48,365.11	48,365.11	81,634.89			
3rd International Conference on Eco-Compensation/Payment for Environmental Services in the Lake, Wetland and Headwater Areas and Eco-Compensation Legislation	WFMFDC 00065	14-Sep-11	50,000.00		3,691.00	36,624.92	40,315.92	-	9,684.08	22-May-12	
Sustainable Water Management for Food Security: An International Water Policy Dialogue on Advancing Water Reform in Agriculture with Focus on Indonesia	WFMFDC 00066	11-Oct-11	54,500.00			15,768.71	15,768.71	-	38,731.29	22-May-12	
Capacity Building on Business Management for Viet Nam's Water Supply Companies	WFMFDC 00067	11-Oct-11	75,000.00			74,818.00	74,818.00	182.00			
Support to WFPF Operationalization	WFMFDC 00068	21-Oct-11	18,000.00		1,876.07	10,508.22	12,384.29	5,615.71			
2011 Water Links Forum	WFMFDC 00069	24-Oct-11	70,000.00		26,457.19	5,097.83	31,555.02	-	38,444.98	16-Jun-12	
Production of Asian Water Development Outlook 2011	WFMFDC 00070	26-Oct-11	42,500.00		12,825.00	6,467.00	19,292.00	23,208.00			
Facilitating ADB's Long-Term Involvement in Water Source Development for Metro Manila	WFMFDC 00071	4-Nov-11	31,000.00			25,517.69	25,517.69	5,482.31			
Production of Videos for the 2nd Asia-Pacific Water Summit	WFMFDC 00072	9-Nov-11	40,740.00			1,679.30	1,679.30	39,060.70			
Development of NRW Management Action Plan for Beijing Water Supply Group	WFMFDC 00073	19-Dec-11	55,000.00			25,660.49	25,660.49	29,339.51			
Supporting Improved Flood and Water Resources Management	WFMFDC 00074	19-Dec-11	46,500.00			32,468.86	32,468.86	14,031.14			
WOPs Asia: Continuing Twinning Partnership in Uzbekistan	WFMFDC00075	31-Jan-12	40,740.00			24,397.86	24,397.86	16,342.14			

ASIAN DEVELOPMENT BANK
Statement of TA/Grant Expenditures and Direct Charges
Water Financing Partnership Facility
As of 31 December 2012
(Expressed in US dollars)

TA/Grant Title Approved Application	TA/Grant/ Application No./Type ^{4/}	Date of Approval	TA/Grant Direct Charge Amount ^{1/}	Amount Received	Project/Direct Charge Expenditures ^{2/}			Outstanding Commitments	Expected TA/Grant Completion Date	Completed TAs	
					Cumulative up to 31/12/11	Transactions 01/01-31/12/12	Cumulative up to 12/31/2012			Unutilized Commitment (Savings)	Financial Completion Date
Advancement of Institutional Reform Actions Toward Holistic Water Resources Management at State and Selected River Basins in Karnataka	WFMFDC00076	2-Apr-12	150,000.00			69,768.07	69,768.07	80,231.93			
Support for the Implementation of the National Water Mission by State Governments in India	WFMFDC00077	11-Apr-12	150,000.00			-	-	150,000.00			
Assessing the Water Resource Development Potential of Cholistan Region	WFMFDC00078	23-Jul-12	150,000.00			9,822.75	9,822.75	140,177.25			
Pacific Water Conference and Expo 2012	WFMFDC00079	6-Aug-12	75,000.00			-	-	75,000.00			
Preparation of a Damage and Needs Assessment Report for Drought Affected Areas in Sri Lanka and Preparation of an Emergency Loan	WFMFDC00080	28-Aug-12	80,000.00			30,259.85	30,259.85	49,740.15			
Support to WFPF Operationalization: Engagement of Facility Account Analyst	WFMFDC00081	11-Sep-12	18,000.00			3,513.51	3,513.51	14,486.49			
Defining the Angat Tunnel Rehabilitation Works	WFMFDC00082	10-Nov-12	30,000.00			-	-	30,000.00			
Support to the Twinning Program under the Azerbaijan Water Supply and Sanitation Investment Program	WFMFDC00083	23-Nov-12	225,000.00			-	-	225,000.00			
Assessing and Developing innovative Financing for the Philippine National Sewerage and Septage Management Program	WFMFDC00084	23-Nov-12	45,500.00			-	-	45,500.00			
Selection and Cost-Effective Technology for Treatment of Sludge Produced by Drinking Water Treatment Plants of Ho Chi Minh City	WFMFDC00085	23-Nov-12	100,000.00			-	-	100,000.00			
Supporting MWSS New Water Source Development for Metro Manila	WFMFDC00086	26-Nov-12	31,000.00			-	-	31,000.00			
Mainstreaming Water Safety Plan in PPTA for Ulaanbaatar Urban Services and Ger Areas Development Investment Program	WFMFDC00087	29-Nov-12	30,000.00			-	-	30,000.00			
Support to the Development of Community-Based Flood Forecasting and Early Warning System	WFMFDC00088	5-Dec-12	225,000.00			-	-	225,000.00			
Water Awareness Educational Program	WFMFDC00089	19-Dec-12	30,000.00			-	-	30,000.00			
Sub Total			5,883,581.98	-		2,604,735.40	756,841.91	3,361,577.31	1,599,053.61	922,951.06	
TOTAL APPROVED and EFFECTIVE PROJECTS			32,331,581.98	52,048,947.72 ^{3/}		17,123,411.90	3,436,266.43	20,559,678.33	9,310,717.98	2,461,185.67	

ASIAN DEVELOPMENT BANK
Statement of TA/Grant Expenditures and Direct Charges
Water Financing Partnership Facility
As of 31 December 2012
(Expressed in US dollars)

TA/Grant Title Approved Application	TA/Grant/ Application No./Type	Date of Approval	TA/Grant Direct Charge Amount ^{1/}	Amount Received	Project/Direct Charge Expenditures ^{2/}			Outstanding Commitments	Expected TA/Grant Completion Date	Completed TAs	
					Cumulative up to 31/12/11	Transactions 01/01-31/12/12	Cumulative up to 12/31/2012			Unutilized Commitment (Savings)	Financial Completion Date

Add:

Approved But Not Yet Effective Projects

Technical Assistance (TA):

China, People's Republic of

Biodiversity Strategy and Action Plan for Yunnan Province	8269/PA	10-Dec-12	200,000.00							
Management and Protection of Wetlands in Weinan City in Shaanxi Province	8293/CD	17-Dec-12	350,000.00							

India

Climate Adaptation Thru Sub-Basin Development Investment Program	8166/PP	20-Sep-12	140,000.00							
--	---------	-----------	------------	--	--	--	--	--	--	--

Marshall Islands

Ebeye Water Supply and Sanitation Project	8306/PP	20-Dec-12	500,000.00							
---	---------	-----------	------------	--	--	--	--	--	--	--

TOTAL APPROVED BUT NOT YET EFFECTIVE PROJECTS **1,190,000.00**

GRAND TOTAL **33,521,581.98**

Contributions received:

Government of Australia	AUD25,000,000	24,209,500.00
Government of Austria	USD 5,000,000	5,000,000.00
Government of Austria	EUR 2,600,000	3,467,709.28
Government of Norway	NOK30,000,000	4,669,104.35
Government of Spain	USD 9,500,000	9,500,000.00
Government of Switzerland	CHF 4,800,000	5,202,634.09

52,048,947.72^{3/}

^{1/} US\$ equivalent of TA/ Grant/Direct Charges at time of TA approval.

^{2/} Actual disbursements.

^{3/} Represents actual US\$ equivalent of contributions received.

^{4/} TA Types: PP = Project Preparatory; AO = Advisory; PA = Policy and Advisory; CD = Capacity Development; REG = Regional

ASIAN DEVELOPMENT BANK
ADMINISTRATOR FOR
WATER FINANCING PARTNERSHIP FACILITY - NETHERLANDS

STATUS OF GRANT (CONTRIBUTION)
as of 31 December 2012
(Amounts in US\$ Equivalent)

TOTAL CONTRIBUTION COMMITTED		19,753,000.00 ^{a/}
Amount received	12,842,000.00	
Receivable from the Gov't. of Netherlands	<u>6,911,000.00</u> ^{d/}	
Add: Interest income	86,921.39	
Income from investment	113,552.08	
Loss on foreign exchange transaction	<u>(13,955.18)</u>	<u>186,518.29</u>
TOTAL AMOUNT AVAILABLE		19,939,518.29
Less amounts utilized for:		
Project expenditures:		
Technical Assistance Linked to Loan (TALL)	(60,000.00)	
Technical Assistance (TA)	(5,200,430.87)	
Grant Component of Investment (GCI)	(1,473,517.32)	
Direct Charges	(1,469,403.03)	
ADB Administration cost	(292,491.92) ^{c/}	
Financial expense - bank charges	<u>(1,033.69)</u>	<u>(8,496,876.83)</u>
UNUTILIZED BALANCE		11,442,641.46 ^{b/}
Less: Outstanding commitments- GCI, TALL and TA	(6,509,644.43)	
Reserve for ADB administration cost	(302,492.11) ^{c/}	
Undisbursed direct charges	<u>(151,418.46)</u>	<u>(6,963,555.00)</u>
UNCOMMITTED BALANCE		<u><u>4,479,086.46</u></u>

^{a/} Represents the actual US\$ equivalent of contribution committed.

^{b/} Represented by:

Cash in bank	2,257,060.45
Interfund receivable	1,507,924.43
Advances	806,558.71
Undrawn contribution	6,911,000.00 ^{d/}
Interfund payable	<u>(39,902.13)</u>
	<u><u>11,442,641.46</u></u>

^{c/} Represents 5% and 2% of project expenditures/outstanding commitments (Technical Assistance and Grants)

^{d/} Undrawn contribution represents the amount of promissory notes received from the Government of Netherlands.

ASIAN DEVELOPMENT BANK
Statement of TA/Grant Expenditures and Direct charges
Water Financing Partnership Facility - Netherlands
As of 31 December 2012
(Expressed in US dollars)

TA/Grant Title Approved application no.	TA/Grant Application No./Type *	Date of Approval	TA/Grant/Direct charge Amount ^{1/}	Amount Received	Project Expenditures/Direct Charge ^{2/}			Outstanding Commitments	Expected TA/Grant Completion Date	Completed TAs	
					Cumulative up to 31/12/11	Transactions 01/01-31/12/12	Cumulative up to 31/12/2012			Unutilized Commitment (Savings)	Financial Completion Date
			(A)	(B)	(C)	(D)	(E) = (C) + (D)	(F) = (A) - (E)	(G)	(H) = (A) - (E)	(I)
Technical Assistance Linked to Loan (TALL):											
PRC											
Strengthening Flood Management Sustainability in Hunan Province	4813/AO	29Jun06	60,000.00		60,000.00	-	60,000.00	-	30-Sep-12		
Technical Assistance (TA):											
Afghanistan											
Supporting Natural Resources Operations	7994/CD	14-Dec-11	1,500,000.00		-	205,725.32	205,725.32	1,294,274.68	31-Dec-13		
Nepal											
Improved Water Quality, Sanitation, and Service Delivery in Emerging Towns Sector Development Program	4972/PP	28Sep07	120,000.00		119,707.05	-	119,707.05			292.95	31-Jan-10
Secondary Towns Integrated Urban Environmental Improvement Project	7182/PP	02Dec08	146,000.00		146,000.00	-	146,000.00	-			31-Aug-11
Subtotal - Nepal			<u>266,000.00</u>		<u>265,707.05</u>	<u>-</u>	<u>265,707.05</u>	<u>-</u>			
PRC											
Implementing the National Flood Management Strategy	7049/AO	20Dec07	300,000.00		300,000.00	-	300,000.00	-		-	31-Oct-11
Subtotal - PRC			<u>300,000.00</u>		<u>300,000.00</u>	<u>-</u>	<u>300,000.00</u>	<u>-</u>			
Viet Nam											
HUE Water Supply Project	7089/PP	13Jun08	1,500,000.00		1,489,758.72	-	1,489,758.72			10,241.28	28-Dec-11
Hai Phong Water Supply Project	7151/PP	20Oct08	1,000,000.00		715,165.94	273,106.46	988,272.40			11,727.60	15-Oct-12
Subtotal - Viet Nam			<u>2,500,000.00</u>		<u>2,204,924.66</u>	<u>273,106.46</u>	<u>2,478,031.12</u>	<u>-</u>			
Regional											
Mekong Water Supply and Sanitation Project	6484/REG	08Sep08	300,000.00		300,000.00	-	300,000.00			-	17-Nov-10
Knowledge and Innovation Support for ADB's Water Financing Program	6498/REG	03Nov08	6,100,000.00		790,880.45	860,086.93	1,650,967.38	4,449,032.62	31-Dec-15		
Subtotal - Regional			<u>6,400,000.00</u>		<u>1,090,880.45</u>	<u>860,086.93</u>	<u>1,950,967.38</u>	<u>4,449,032.62</u>			
Sub- Total			<u>10,966,000.00</u>		<u>3,861,512.16</u>	<u>1,338,918.71</u>	<u>5,200,430.87</u>	<u>5,743,307.30</u>		<u>22,261.83</u>	
Grant Component of Investment (GCI):											
Sri Lanka											
Dry Zone Urban Water and Sanitation Project	0130/SRI	28-Nov-08	2,000,000.00		639,779.17	593,883.70	1,233,662.87	766,337.13	30-Jun-14		

ASIAN DEVELOPMENT BANK
Statement of TA/Grant Expenditures and Direct charges
Water Financing Partnership Facility - Netherlands
As of 31 December 2012
(Expressed in US dollars)

TA/Grant Title Approved application no.	TA/Grant Application No./Type *	Date of Approval	TA/Grant/Direct charge Amount	Amount Received	Project Expenditures/Direct Charge ^{2/}			Outstanding Commitments	Expected TA/Grant Completion Date	Completed TAs	
					Cumulative up to 31/12/11	Transactions 01/01-31/12/12	Cumulative up to 31/12/2012			Unutilized Commitment (Savings)	Financial Completion Date
Vietnam											
Thanh Hoa City Comprehensive Socioeconomic Development Project	0147/VIE	5-Mar-09	800,000.00		230,270.07	9,584.38	239,854.45			560,145.55	6-Sep-12
Sub- Total GCI			2,800,000.00		870,049.24	603,468.08	1,473,517.32	766,337.13		560,145.55	
Sub-Total (TALL, TA and GCI)			13,826,000.00		4,791,561.40	1,942,386.79	6,733,948.19	6,509,644.43		582,407.38	
Direct Charges (Approved Application)											
Increasing Awareness and Support for Rural Water Supply through Production of Video on South Asia											
Rural Water Supply and Sanitation Experience	WFSFDC 00001	24Mar08	85,000.00		84,947.28	-	84,947.28			52.72	23-Mar-09
Sector Review and Assessment of Improved Water and Sanitation Service Provision in Urban Areas											
	WFSFDC 00002	03Apr08	200,000.00		199,207.86	-	199,207.86			792.14	31-Aug-09
Training- Workshop on "New Concepts in Integrated Management of Urban Water Cycle"											
	WFSFDC 00003	30Apr08	77,687.00		53,367.20	-	53,367.20			24,319.80	27-Apr-09
Pilot and Demonstration Activity: Demonstrating Application of Vetiver System for Slope Stabilization and Erosion Control in Citarum Riparian Communities											
	WFSFDC 00004	16Apr08	50,000.00		44,006.95	-	44,006.95			5,993.05	29-Oct-10
Pilot and Demonstration Activity: Learning from Agriculture- Developing and Demonstrating Sustainable Wetlands Planning and Management in Jiangsu Yancheng Wetlands											
	WFSFDC 00005	26Feb08	50,000.00		49,992.86	-	49,992.86	-		7.14	29-Oct-10
Developing Sustainable Water Monitoring and Ecological Payment System											
	WFSFDC 00006	13May08	200,000.00		175,063.83	-	175,063.83	-		24,936.17	28-Jun-10
O&M Study of Small Scale Water Resources Project											
	WFSFDC 00007	13May08	61,000.00		51,811.71	-	51,811.71	-		9,188.29	21-May-09
Developing a Plan for Corporatizing Provincial Nam Papas in LAO PDR											
	WFSFDC 00009	09Jun08	95,600.00		66,986.85	-	66,986.85	-		28,613.15	20-May-09
Catalyzing Performance Benchmarking of River Basin Organizations in Indonesia											
	WFSFDC 00010	16Jun08	59,454.69		59,454.69	-	59,454.69	-		0.00	17-Jun-09

ASIAN DEVELOPMENT BANK
Statement of TA/Grant Expenditures and Direct charges
Water Financing Partnership Facility - Netherlands
As of 31 December 2012
(Expressed in US dollars)

TA/Grant Title Approved application no.	TA/Grant Application No./Type ^{1/}	Date of Approval	TA/Grant/Direct charge Amount ^{1/}	Amount Received	Project Expenditures/Direct Charge ^{2/}			Outstanding Commitments	Expected TA/Grant Completion Date	Completed TAs	
					Cumulative up to 31/12/11	Transactions 01/01-31/12/12	Cumulative up to 31/12/2012			Unutilized Commitment (Savings)	Financial Completion Date
Support for Start-up of North Sindh Urban Services											
Corporation Operations	WFSFDC 00011	16Dec08	134,000.00		90,637.18	-	90,637.18	-		43,362.82	22-Jun-10
Quinghai Pasture Conservation Using Solar Photovoltaic (PV) - Driven Irrigation	WFSFDC 00012	06Jan09	85,500.00		72,692.62	-	72,692.62	-		12,807.38	7-Jun-11
Support to WFPF Operationalization: Engagement of Facility Account Analyst	WFSFDC 00013	28Jul09	17,400.00		15,907.67	-	15,907.67	-		1,492.33	18-Nov-10
Water Expert Pool: Engagement of International Rural Water Supply and Sanitation Specialist to Support Portfolio Development in Viet Nam	WFSDC 00014	14Sep09	110,000.00		96,994.74	-	96,994.74			13,005.26	20-Sep-10
Formulation of Output-Based Aid (OBA) Mechanism under the Second Small Towns Water Supply and Sanitation Sector Project	WFSDC 00015	23-Feb-10	75,000.00		62,572.15	-	62,572.15	-		12,427.85	23-Jun-11
Preparation of Private Sector Development Framework	WFSDC 00016	1-Mar-11	50,000.00		49,894.08	-	49,894.08	-		105.92	3-Nov-11
Strengthening Integrated River Basin Management in Viet Nam	WFSDC 00017	12-Sep-11	150,000.00		-	92,438.57	92,438.57	57,561.43			
Developing Small Town Sanitation Strategies in Hue Province	WFSDC 00018	6-Oct-11	50,000.00		6,049.19	41,234.63	47,283.82			2,716.18	6-Sep-12
Review of the Impact of the Viet Nam Government's Waiver of the Irrigation Service	WFSDC 00019	23-Mar-12	150,000.00		-	130,945.35	130,945.35	19,054.65			
Support to the Government in Formulating Reservoir Operating Rules for Priority River Systems in Viet Nam	WFSDC 00020	17-Sep-12	100,000.00		-	25,197.62	25,197.62	74,802.38			
Total Direct charges			1,800,641.69	-	1,179,586.86	289,816.17	1,469,403.03	151,418.46		179,820.20	
Total Approved and Effective TA/Grants and Direct Charges			15,626,641.69	12,842,000.00 ^{3/}	5,971,148.26	2,232,202.96	8,203,351.22	6,661,062.89		762,227.58	

^{1/} US\$ equivalent of TA Grant and Direct Charges at time of TA approval.

^{2/} Actual disbursements.

^{3/} Represents actual US\$ equivalent of contributions received.

^{4/} TA Types: PP = Project Preparatory; AO = Advisory; REG = Regional; CD = Capacity and Development; WFSDC = Single Donor

Water Financing Partnership Facility Project Database
List of January-December 2012 Approved Allocations
(Amount in \$)

No.	Country	Project/Activity Name	Modality	Amount and Source of Fund	
				Multidonor Trust Fund	Netherlands Trust Fund
Central and West Asia Region					
1	Armenia	Water Awareness Educational Program	Direct Charge	30,000	0
2	Azerbaijan	Support for the Twinning Program under the Azerbaijan Water Supply and Sanitation Investment Program	Direct Charge	225,000	0
3	Pakistan	Assessing the Water Resource Development Potential of Cholistan Region	Direct Charge	150,000	
4	Uzbekistan	WOPs Asia: Continuing Twinning Partnerships in Uzbekistan	Direct Charge	40,740	0
Total Central and West Asia				445,750	0
East Asia Region					
5	Mongolia	Ulaanbaatar Urban Services and Ger Areas Improvement Investment Program	PPTA	200,000	0
6	Mongolia	Mainstreaming Water Safety Plan in for Ulaanbaatar Urban Services and Ger Areas Improvement Investment Program	Direct Charge	30,000	0
7	PRC	Jilin Urban Services Improvement Project	PPTA	150,000	0
8	PRC	Pilot Implementation of Drought Management Strategy	CDTA	200,000	0
9	PRC	TA on Management and Protection of Wetlands in Weinan City in Shaanxi Province attached to loan for Shanxi Weinan Luyang Integrated Saline and Alkaline Land Management Project	TA Attached to Loan	350,000	0
10	PRC	Biodiversity Strategy and Action Plan for Yunnan Province	PATA	200,000	0
Total East Asia				1,130,000	0
Pacific Region					
11	Pacific Countries	Pacific Water Conference and Expo 2012	Direct Charge	75,000	0
12	Republic of Marshall Islands	Ebeye Water Supply and Sanitation Project	PPTA	500,000	0
13	Timor Leste	Second District Capitals Water Supply Project	PPTA	200,000	0
14	Kiribati	South Tarawa Sanitation Improvement Sector Project	Grant Component of Investment	610,000	
Total Pacific				1,385,000	0
South Asia Region					
15	Bangladesh	Irrigation Management Improvement Investment Program	PPTA	0	275,000
16	Bangladesh	Coastal Towns Infrastructure Improvement Investment Program	PPTA	0	500,000
17	Bangladesh	Establishing the Regulatory Framework for Urban Water Supply and Sanitation Sector	PATA	0	250,000
18	India	Advancement of Institutional Reform Actions	Direct	150,000	0

		Toward Holistic Water Resources Management at State and Selected River Basins in Karnataka	Charges		
19	India	Support for the Implementation of the National Water Mission by State Governments in India: Scoping Study for Water Use Efficiency Improvement National Program	Direct Charge	150,000	0
20	India	Project Management Capacity Building for Water Resources Sector Executing Agencies	CDTA	200,000	0
21	Nepal	Bagmati River Basin Improvement Project	PPTA	470,000	0
22	Sri Lanka	Development of Medium to Long-Term Non-Revenue Water Management Strategy attached to loan for Greater Colombo Water and Wastewater Management Improvement Program	CDTA	200,000	0
23	Sri Lanka	Preparation of a Damage and Needs Assessment Report for Drought Affected Areas in Sri Lanka and Preparation of an Emergency Loan	Direct Charge	80,000	
Total South Asia				1,250,000	1,025,000
Southeast Asia					
24	Indonesia	Mainstreaming Community-Based Approach in Flood Risk Management	CDTA	300,000	0
25	Indonesia	Improving Water Sector Planning, Management, and Development	PATA	0	1,500,000
26	Indonesia	Support to the Development of Community-Based Flood Forecasting and Early Warning System	Direct Charge	225,000	0
27	Philippines	Water District Development Sector Project	PPTA	70,000	0
28	Philippines	Defining Angat Tunnel Rehabilitation Works	Direct Charge	30,000	0
29	Philippines	Assessing and Developing Innovative Financing for the Philippine National Sewerage and Septage Management Program	Direct Charge	45,500	0
30	Philippines	TA Attached to Loan: Capacity Building Support to Water Districts (Loan: Water District Development Sector Project)	CDTA	500,000	0
31	Philippines	Supporting MWSS New Water Source Development for Metro Manila	Direct Charge	31,000	0
32	Viet Nam	Review of Viet Nam Government's Waiver of Irrigation Service Fees	Direct Charge	0	150,000
33	Viet Nam	Support in Formulating Reservoir Operating Rules for Priority River Systems in Viet Nam	Direct Charge	0	100,000
34	Viet Nam	Capacity Building for River Basin Water Resources Planning	CDTA	0	200,000
35	Viet Nam	Selection of Cost-Effective Technology for Treatment of Sludge Produced by Drinking Water Treatment Plants of Ho Chi Minh City	Direct Charge	100,000	0
Total Southeast Asia				1,301,500	1,950,000
Inter-Regional					
36	Various Countries	Women-Led Sanitation: Driving Change Through ADB-CSO Partnerships	SSTA	225,000	0
37	Various Countries	Support to WFPF Operationalization (Engagement of Facility Account Analyst)	Direct Charge	18,000	0
Total Inter-Regional				243,000	0
Total Allocation By Funding Source				5,755,250	2,975,000
Total 2011 Approved Allocations				8,730,250	

**Water Financing Partnership Facility (WFPF) - Multidonor Trust Fund
Disbursement as of 31 December 2012 and Projected Disbursements in 2013**

No.	Projects/Activities	Expected/Actual Closing Date	Allocation/ Actual Cost Incurred	Disbursed as of 31 Dec 2012	Projected Disbursements in 2013	Total Projected Disbursement by December 2013
Technical Assistance (TA)						
1	IND: PPTA - Integrated Flood and River Erosion Management Project (Phase 2) - Strengthening of Policy and Institutional Framework	29-Mar-11	687,012.96	687,012.96	0.00	687,012.96
2	IND: PPTA - Integrated Flood and Riverbank Erosion Risk Management Project (Phase 2) - Project Processing and Institutional Development	30-Mar-12	750,000.00	750,000.00	0.00	750,000.00
3	IND: ADTA - Water Users Association Empowerment for Improved Irrigation Management in Chattisgarh	31-Mar-13	550,000.00	546,780.71	3,219.29	550,000.00
4	INO: PPTA - Metropolitan Sanitation Management and Health Project	21-Oct-10	467,085.66	467,085.66	0.00	467,085.66
5	REG: TA - Knowledge and Innovation Support for ADB's Water Financing Program	31-Dec-15	5,400,000.00	3,480,760.06	1,000,000.00	4,480,760.06
6	KYG: PPTA - Issyk-Kul Sustainable Development Project	31-Mar-10	604,938.45	604,938.45	0.00	604,938.45
7	PRC: ADTA - Urban Wastewater Re-use and Sludge Utilization Policy Study	21-Dec-11	300,000.00	300,000.00	0.00	300,000.00
8	PRC: ADTA - River Basin Water Resources Allocation and Management Policy	31-Mar-11	250,000.00	250,000.00	0.00	250,000.00
9	PRC: PATA - Strategy for Drought Management	12-Dec-11	230,000.00	230,000.00	0.00	230,000.00
10	VIE: SSTA - Developing Benefit Sharing Mechanisms for People Adversely Affected by Power Generation Projects	31-Jan-11	212,351.51	212,351.51	0.00	212,351.51
11	VIE: PPTA - Preparing Da Nang Water Supply Project	31-Dec-12	1,500,000.00	1,500,000.00	0.00	1,500,000.00
12	PHI: PPTA - Preparing the Water District Development Sector Project	30-Sep-12	1,270,000.00	1,158,838.69	111,161.31	1,270,000.00
13	PAK: PPTA - Punjab Cities Improvement Investment Program	31-Dec-11	399,999.99	399,999.99	0.00	399,999.99
14	SRI: CDTA - Supporting Capacity Development for Wastewater Management	4-Oct-11	136,075.44	136,075.44	0.00	136,075.44
15	UZB: PPTA - Water Supply and Sanitation Services Project	31-Jan-11	808,227.69	808,227.69	0.00	808,227.69
16	PRC: ADTA - Preparing National Guidelines for Eco-Compensation in River Basins and Framework for Soil Pollution	31-Dec-12	400,000.00	385,749.56	14,250.44	400,000.00
17	REG: Improved Management of Water Resources in Central Asia	31-Dec-12	998,000.00	507,186.70	300,000.00	807,186.70
18	REG: Supporting Investments in Water and Climate Change	31-Aug-14	1,000,000.00	308,550.49	200,000.00	508,550.49
19	PHI: PPTA - Pasig River Catchment Sewerage Project	31-Jan-11	300,000.00	300,000.00	0.00	300,000.00
20	BAN: PPTA - Chittagong Hill Tracts Rural Development Project II	31-Dec-11	228,624.69	228,624.69	0.00	228,624.69
21	VIE: PPTA - Preparing Ho Chi Minh City Water Supply Project	31-Mar-12	300,000.00	294,361.24	5,638.76	300,000.00
22	R-PATA: Water Resources Strategies in Central Asia	31-Dec-13	500,000.00	262,903.61	150,000.00	412,903.61
23	R-SSTA: Preparing a Water Supply and Sanitation Handbook for Southeast Asia	31-Oct-13	225,000.00	120,444.21	104,555.79	225,000.00
24	IND: PATA-Operational Research to Support Mainstreaming of Integrated Flood Management under Climate Change	31-Oct-14	200,000.00	0.00	100,000.00	100,000.00
25	IND: PPTA-Climate Adaptation through Sub-Basin Development Investment Program	31-Oct-13	140,000.00	0.00	140,000.00	140,000.00

No.	Projects/Activities	Expected/Actual Closing Date	Allocation/Actual Cost Incurred	Disbursed as of 31 Dec 2012	Projected Disbursements in 2013	Total Projected Disbursement by December 2013
26	PPTA: Ulaanbaatar Urban Services and Ger Areas Improvement Investment Program	31-Oct-13	200,000.00	0.00	150,000.00	150,000.00
27	PPTA: Jilin Urban Services Improvement Project	15-Nov-13	150,000.00	0.00	100,000.00	100,000.00
28	CDTA: Pilot Implementation of Drought Management Strategy	11-Jul-14	200,000.00	0.00	100,000.00	100,000.00
29	SSTA: Women-Lead Sanitation: Driving Change Through ADB-CSO Partnerships	31-Dec-14	225,000.00	0.00	100,000.00	100,000.00
30	PPTA: Ebeye Water Supply and Sanitation Project	30-Jun-14	500,000.00	0.00	200,000.00	200,000.00
31	PPTA: Bagmati River Basin Improvement Project	30-Sep-13	470,000.00	0.00	300,000.00	300,000.00
32	CDTA: Project Management Capacity Building for Water Resources Sector	30-Sep-13	200,000.00	2,996.58	100,000.00	102,996.58
33	PPTA: Second District Capitals Water Supply Project	31-Dec-14	200,000.00	0.00	100,000.00	100,000.00
34	PATA: Biodiversity Strategy and Action Plan for Yunnan Province	31-Dec-15	200,000.00	0.00	100,000.00	100,000.00
35	CDTA: Mainstreaming Community-Based Approach in Flood Risk Management	31-Dec-15	300,000.00	0.00	100,000.00	100,000.00
Sub-Total (TA)			20,502,316.39	13,942,888.24	3,478,825.59	17,421,713.83
Grant Components of Investments (GCI)						
36	UZB: Sukhandarya Water Supply and Sanitation Project	30-Sep-14	1,500,000.00	1,064,127.40	200,000.00	1,264,127.40
37	PRC: Loan - Liaoning Small Cities and Towns Development Demonstration Sector Project	31-Dec-12	250,000.00	0.00	200,000.00	200,000.00
38	PRC: Loan - Hebei Small Cities and Towns Development Demonstration Sector Project	30-Jun-13	250,000.00	19,404.16	230,595.84	250,000.00
39	PRC: Loan - Shanxi Small Cities and Towns Development Demonstration Sector	30-Dec-13	250,000.00	0.00	200,000.00	200,000.00
40	PRC: Loan - Shanxi Integrated Agricultural Development Project	31-May-13	500,000.00	0.00	200,000.00	200,000.00
41	Loan: South Tarawa Sanitation Improvement Sector Project	31-Dec-15	610,000.00	0.00	400,000.00	400,000.00
Sub-Total (GCI)			3,360,000.00	1,083,531.56	1,430,595.84	2,514,127.40
TA Attached to Loan						
42	IND: Loan-Orissa Integrated Agriculture and Water Management Investment Program (TALL: Institutional Development of Integrated Water Resources)	30-Sep-10	222,449.00	222,449.00	0.00	222,449.00
43	PRC: Loan - Qingdao Water Resources and Wetland Protection Project (TALL: Enabling the Protection of Jiaozhou Bay Water Quality and Wetland Ecosystem)	30-Jun-12	400,000.00	344,142.29	55,857.71	400,000.00
44	INO: Loan - Integrated Citarum Water Resources Management Investment Program (TALL: Institutional Strengthening for Integrated Water Resources Management in 6 Ci's River Basin Territory)	9-Sep-13	2,000,000.00	1,290,357.25	709,642.75	2,000,000.00
45	PRC Loan: Qinghai Rural Water Resources Management Project (TALL: Strengthening Participatory Irrigation Management and Project Management Capacity in Qinghai Province)	30-Sep-13	200,000.00	82,234.22	117,765.78	200,000.00
46	PRC: Loan: Risk Mitigation and Strengthening of Endangered Reservoirs in Shandong Province Project (TALL: Effective Reservoir Utilization for IWRM)	31-Mar-13	200,000.00	176,640.75	23,359.25	200,000.00

No.	Projects/Activities	Expected/Actual Closing Date	Allocation/ Actual Cost Incurred	Disbursed as of 31 Dec 2012	Projected Disbursements in 2013	Total Projected Disbursement by December 2013
47	CDTA Attached to Loan: Development of Medium to Long-Term Non-Revenue Water Management Strategy	1-Dec-14	200,000.00	0.00	50,000.00	50,000.00
48	PRC: Loan: Shaanxi Weinan Luyang Integrated Saline and Alkaline Land Management Project (TALL: Management and Protection of Wetlands in Weinan City in Shaanxi Province)	31-Dec-14	350,000.00	0.00	100,000.00	100,000.00
49	CDTA Attached to Loan: Water District Development Sector Project	31-Dec-15	500,000.00	0.00	100,000.00	100,000.00
Subtotal (TALLs)			4,072,449.00	2,115,823.51	1,156,625.49	3,272,449.00
Direct Charges (DC)						
50	CAM: Long-Term Capacity Development Support to the Ministry of Rural Development of Cambodia in the Rural Water Supply and Sanitation Sector	16-Jun-10	105,035.90	105,035.90	0.00	105,035.90
51	UZB: Capacity and Performance Diagnosis of Water Supply and Sanitation Enterprises	7-Apr-09	47,009.36	47,009.36	0.00	47,009.36
52	IND: Institutional Study for Integrating Flood Risk Management into Disaster Risk Management in Assam	30-Jun-09	47,992.41	47,992.41	0.00	47,992.41
53	PHI: Initial Assessment of the Metro Kotkot Dam Project	15-Sep-09	58,350.21	58,350.21	0.00	58,350.21
54	REG: Singapore International Water Week 2008	26-Mar-09	38,577.73	38,577.73	0.00	38,577.73
55	PRC: Workshop on Lakes and Wetlands Restoration and Sustainable Alternative Livelihoods	9-Aug-09	20,000.00	20,000.00	0.00	20,000.00
56	REG: Pacific Water Conference 2008	27-Apr-09	43,912.45	43,912.45	0.00	43,912.45
57	PAK: Increasing Public Awareness and Support for Improved Urban Services: Campaign to Support Sindh Cities Improvement Investment Program	2-Oct-09	25,126.26	25,126.26	0.00	25,126.26
58	PAK: Developing Design-Build Performance-Based Arrangement for Water Supply Improvements (Engagement of Contract and Procurement Expert)	18-Jun-09	17,740.36	17,740.36	0.00	17,740.36
59	BAN/NEP: Sharing Best Practices in Water Supply and Wastewater Management	5-May-09	27,506.89	27,506.89	0.00	27,506.89
60	NEP: Capacity Building Support to Kathmandu Water Supply Utility	29-Jun-10	115,968.10	115,968.10	0.00	115,968.10
61	REG: Support to WFPF Operation - Engagement of Facility Account Analyst	31-Aug-09	13,212.89	13,212.89	0.00	13,212.89
62	REG: Providing for Secretariat Support to Established Asia Water Utilities Networks under the Water Operators Partnerships (WOPS) Program	31-Mar-12	38,397.89	38,397.89	0.00	38,397.89
63	IND: Support to Orissa Integrated Agriculture and Water Management Investment Program (Engagement of Irrigation Management and Water Users	4-Jun-09	64,811.25	64,811.25	0.00	64,811.25
64	LAO: Support to Northern and Central Water Supply and Sanitation Sector Project (Engagement of Water Supply Expert)	23-Jun-10	96,674.20	96,674.20	0.00	96,674.20
65	REG: Developing Knowledge Product on Community-Driven Development in Water Supply and Sanitation: Case Studies of ADB Projects in Indonesia, Philippines and Sri Lanka)	4-Aug-09	43,760.26	43,760.26	0.00	43,760.26

No.	Projects/Activities	Expected/Actual Closing Date	Allocation/Actual Cost Incurred	Disbursed as of 31 Dec 2012	Projected Disbursements in 2013	Total Projected Disbursement by December 2013
66	INO: Increasing Awareness and Support for Participatory Irrigation Development Through Multimedia Production of Water Awareness Video on Participatory Approaches in Irrigation Scheme Reconstruction and Rehabilitation - Lessons from Nanggroe Aceh Darussalam.	9-Jun-09	55,986.85	55,986.85	0.00	55,986.85
67	PRC: Capacity Building of 2nd and 3rd Tier Cities for Preparing Nonsovereign Urban Infrastructure Projects in PRC	24-May-10	84,583.41	84,583.41	0.00	84,583.41
68	REG: Good Practices for Urban Water Management in Asia	12-Mar-10	97,367.24	97,367.24	0.00	97,367.24
69	KYG: Engagement of Environment Specialist for Kyrgyz Sanitation	8-Oct-09	47,965.68	47,965.68	0.00	47,965.68
70	PAK: Preparation of Larkana Sanitation, Drainage and Wastewater Management Strategic Action Plan and Priority Investment Program	10-Jul-10	84,554.64	84,554.64	0.00	84,554.64
71	REG: Regional Workshop on Developing Partnerships for Water and Climate Change Adaptation. Malaysia. 1-5 Dec 2009	23-Jun-09	66,053.37	66,053.37	0.00	66,053.37
72	NEP: Engagement of Communication Development Expert to Support ADTA on Strengthening Capacity for Managing Climate Change and the Environment	30-Jun-12	100,000.00	98,509.64	1,490.36	100,000.00
73	IND: Legal Review of Project Documents for PPP in Water Projects	1-Jul-11	108,174.52	108,174.52	0.00	108,174.52
74	PAK: Preparation of Khairpur Wastewater Management Planning Methodology, Strategic Plan and Priority Investment Program	22-Jun-10	113,433.56	113,433.56	0.00	113,433.56
75	IND: Scoping Study for CDTA on Integrated Water Resources Management in	18-Jan-10	60,675.49	60,675.49	0.00	60,675.49
76	PRC: Preliminary Survey and Assessment for Initiating Interventions on Zhangye Wetlands Protection and Rehabilitation in Hei River Basin	30-Jun-12	150,000.00	115,873.80	34,126.20	150,000.00
77	REG: Pacific Water Conference 2009	31-Mar-10	19,951.63	19,951.63	0.00	19,951.63
78	INO: Support to Indonesia's Preparation of National Medium-Term Plan 2010-2014 (Water Supply and Sanitation Sector)	1-Oct-10	17,983.31	17,983.31	0.00	17,983.31
79	VIE: Engagement of National Water Supply and Sanitation Specialist to Support Portfolio Development in Viet Nam	31-Oct-10	31,665.32	31,665.32	0.00	31,665.32
80	VIE: Engagement of International Urban Water Supply and Sanitation Specialist to Support Portfolio Development in Viet Nam	4-Jun-10	131,816.95	131,816.95	0.00	131,816.95
81	IND: Development of Flood Management Infrastructure Asset Management Information System	30-Jun-10	41,791.07	41,791.07	0.00	41,791.07
82	MON: Market Sounding with Potential Private Investors and Operators and Further Refinement of Enabling Environment for PSP in Water and Sanitation Service Provision in Mongolia's Urban Areas	30-Jun-10	40,150.00	40,150.00	0.00	40,150.00
83	Support to Mekong River Commission on the Formulation of Flood Management and Mitigation Program Phase 2 (2011-2015)	31-Jul-12	66,252.84	0.00	66,252.84	66,252.84
84	Training Program on Integrated Urban Water Management in Nanning, PRC	30-Jun-12	16,526.84	16,526.84	0.00	16,526.84

No.	Projects/Activities	Expected/Actual Closing Date	Allocation/ Actual Cost Incurred	Disbursed as of 31 Dec 2012	Projected Disbursements in 2013	Total Projected Disbursement by December 2013
85	Integrated Water Resources Management (IWRM) Scoping Study for Sutlej River Basin Himachal Pradesh: Improving Capacity for Climate Change Adaptation	12-Jul-11	62,418.87	62,418.87	0.00	62,418.87
86	Pilot Area Land Use Mapping of Chittagong Hill Tracts - Support to Chittagong Hill Tracts Rural Development Project II	31-Mar-12	26,664.00	26,664.00	0.00	26,664.00
87	Assessment of Potential Public-Private Partnerships in the Urban Water Supply in Lao PDR	31-Mar-11	45,000.00	45,000.00	0.00	45,000.00
88	Preparation of City Sanitation Strategy for 2 Cities	31-Mar-12	71,130.94	71,130.94	0.00	71,130.94
89	Legal Review of PPP Contracts for North Karnataka Urban Sector Investment Program (\$270M MFF Loan)	31-Mar-12	30,000.00	12,600.00	17,400.00	30,000.00
90	Regional Workshop on Economics of Sanitation		25,917.94	25,917.94	0.00	25,917.94
91	International Conference on Payment for Watershed Services and Eco-Compensation Legislation	30-Jun-11	49,037.22	49,037.22	0.00	49,037.22
92	Mainstreaming Water Safety Plans in ADB Projects	15-Jun-11	10,000.00	10,000.00	0.00	10,000.00
93	Pacific Water Conference and Expo 2010	4-Jul-11	42,634.44	42,634.44	0.00	42,634.44
94	Support to WFPF Operationalization: Engagement of Facility Account Analyst (Supplemental)	2-Dec-11	13,116.41	13,116.41	0.00	13,116.41
95	Development of a Community Sanitation Project	31-Mar-12	74,027.76	74,027.76	0.00	74,027.76
96	Upstream Work for Assessing New Approaches for River Rehabilitation and Flood Management in Chuxiong Prefecture, Chongqing Municipality and Jiuquan Municipality	19-Nov-12	121,447.25	121,447.25	0.00	121,447.25
97	WOPs Asia: Supporting Twinning Initiatives in the Pacific	30-Jun-12	50,000.00	20,501.25	29,498.75	50,000.00
98	WOPs Asia: Continuing Twinning Initiatives in PRC	30-Jun-12	50,000.00	2,304.09	47,695.91	50,000.00
99	WOPs Asia: Continuing Twinning Initiatives in Cambodia, Lao PDR and Philippines	30-Jun-12	60,000.00	39,208.61	20,791.39	60,000.00
100	Development of Synthesis and Draft Action Plan for Improving Water Use Efficiency of Irrigated Agriculture in Selected States in India	30-Jun-12	40,000.00	33,634.07	6,365.93	40,000.00
101	Bridge Financing for Water Operators Partnerships (WOPs) Program Secretariat	31-Jan-12	41,462.69	41,462.69	0.00	41,462.69
102	Support to Evaluation of Sludge Treatment Technologies for Beijing Drainage Group in PRC	31 Jun 12	55,000.00	54,347.15	652.85	55,000.00
103	Pacific Water Conference and Expo 2011	1-Jan-12	47,144.87	47,144.87	3,211.28	50,356.15
104	Assessment and Evaluation of Cost-Effective Wastewater Treatment Technologies for Different Applications	30-Jun-12	130,000.00	48,365.11	81,634.89	130,000.00
105	3rd International Conference on Payment for Ecological Services (PES)	31-Mar-12	40,315.92	40,315.92	0.00	40,315.92

No.	Projects/Activities	Expected/Actual Closing Date	Allocation/Actual Cost Incurred	Disbursed as of 31 Dec 2012	Projected Disbursements in 2013	Total Projected Disbursement by December 2013
106	Sustainable Water Management for Food Security: An International Water Policy Dialogue on Advancing Water Reform in Agriculture with Focus on Indonesia	31-May-12	15,768.71	15,768.71	0.00	15,768.71
107	Capacity Building on Business Management for Viet Nam's Water Supply Companies	30-Jun-12	75,000.00	74,818.00	182.00	75,000.00
108	Support to WFPF Operationalization	30-Sep-12	18,000.00	12,384.29	5,615.71	18,000.00
109	2011 WaterLinks Forum	31-Mar-12	31,555.02	31,555.02	0.00	31,555.02
110	Production of Asian Water Development Outlook 2011	30-Jun-12	42,500.00	19,292.00	23,208.00	42,500.00
111	Facilitating ADB's Long-Term Involvement in Water Source Development for Metro	30-Jun-12	31,000.00	25,517.69	5,482.31	31,000.00
112	Production of Videos for the 2nd Asia-Pacific Water Summit	30-Jun-12	40,740.00	1,679.30	39,060.70	40,740.00
113	Development of NRW Management Action Plan for Beijing Water Supply Group	30-Jun-12	55,000.00	25,660.49	29,339.51	55,000.00
114	Supporting Improved Flood and Water Resources Management	3-Mar-12	46,500.00	32,468.86	14,031.14	46,500.00
115	WOPs Asia: Continuing Twinning Partnership in Uzbekistan	31-Dec-12	40,740.00	24,397.86	16,342.14	40,740.00
116	Advancement of Institutional Reform Actions Toward Holistic Water Resources Management at State and Selected River Basins in Karnataka	31-Dec-12	150,000.00	69,768.07	80,231.93	150,000.00
117	Support for the Implementation of National Water Mission by State Governments in India: Scoping Study for Water Use Efficiency Improvement National Program	31-Dec-12	150,000.00	0.00	150,000.00	150,000.00
118	Assessing the Water Resource Development Potential of Cholistan Region	31-Dec-12	150,000.00	0.00	150,000.00	150,000.00
119	Pacific Water Conference and Expo 2012	31-Dec-12	75,000.00	0.00	75,000.00	75,000.00
120	Preparation of a Damage and Needs Assessment Report for Drought Affected Areas in Sri Lanka and Preparation of an Emergency Loan	31-Dec-12	80,000.00	30,259.85	49,740.15	80,000.00
121	Defining Angat Tunnel Rehabilitation Works	31-Dec-13	30,000.00	0.00	30,000.00	30,000.00
122	Support for the Twinning Program under the Azerbaijan Water Supply and Sanitation Investment Program	31-Dec-14	225,000.00	0.00	100,000.00	100,000.00
123	Assessing and Developing Innovative Financing for the Philippine National Sewerage and Septage Management Program	31-Dec-13	45,500.00	0.00	45,500.00	45,500.00
124	Selection of Cost-Effective Technology for Treatment of Sludge Produced by Drinking Water Treatment Plants of Ho Chi Minh City	31-Dec-13	100,000.00	0.00	100,000.00	100,000.00
125	Supporting MWSS New Water Source Development for Metro Manila	31-Dec-13	31,000.00	0.00	31,000.00	31,000.00
126	Mainstreaming Water Safety Plan in PPTA for Ulaanbaatar Urban Services and Ger Areas Development Investment Program	31-Dec-13	30,000.00	0.00	30,000.00	30,000.00

No.	Projects/Activities	Expected/Actual Closing Date	Allocation/Actual Cost Incurred	Disbursed as of 31 Dec 2012	Projected Disbursements in 2013	Total Projected Disbursement by December 2013
127	Support to the Development of Community-Based Flood Forecasting and Early Warning System	31-Dec-13	225,000.00	0.00	225,000.00	225,000.00
128	Water Awareness Educational Program	6-Jun-13	30,000.00	0.00	30,000.00	30,000.00
129	Support to WFPF Operationalization: Engagement of Facility Account Analyst (Supplemental)	31-Oct-13	18,000.00	3,513.51	14,486.49	18,000.00
Sub-Total (DC)			4,960,630.92	2,395,659.30	119,269.40	2,514,928.70
TOTAL			32,895,396.31	19,537,902.61	6,185,316.32	25,723,218.93

**Water Financing Partnership Facility (WFPF) - Netherlands Trust Fund
Disbursements as of 31 December 2012 and Projections until 2013**

No.	Projects/Activities	Expected/ Actual Closing Date	Allocations/ Actual Costs Incurred	Disbursed as of 31 Dec 2012	Projected Disbursemen ts in 2013	Total Projected Disbursements by 2013
Technical Assistance (TA)						
1	NEP: PPTA- Second Small Towns Water Supply and Sanitation Sector Project	31-Jan-10	119,707.05	119,707.05	0.00	119,707.05
2	NEP: PPTA-Secondary Towns Integrated Urban Environmental Improvement	31-Aug-11	146,000.00	146,000.00	0.00	146,000.00
3	PRC: ADTA-Implementing the National Flood Management Strategy	31-Oct-11	300,000.00	300,000.00	0.00	300,000.00
4	MEK: PPTA for Mekong Water Supply and Sanitation	17-Nov-10	300,000.00	300,000.00	0.00	300,000.00
5	VIE: PPTA for Hai Phong Water Supply	31-Dec-12	988,272.40	988,272.40	0.00	988,272.40
6	VIE: PPTA for Thua Thien Hue Provincial Water Supply	28-Dec-11	1,489,758.72	1,489,758.72	0.00	1,489,758.72
7	REG: TA for Knowledge and Innovation Support for ADB's Water Financing Program	31-Dec-15	6,100,000.00	1,650,967.38	4,000,000.00	5,650,967.38
8	AFG: CDTA-Supporting Natural Resources Operations in Afghanistan	31-Jan-14	1,500,000.00	205,725.32	700,000.00	905,725.32
9	VIE: CDTA-Improving Operational Performance of the Water Supply Sector	31-Dec-12	1,100,000.00	0.00	700,000.00	700,000.00
10	CDTA: Capacity Building for River Basin Water Resources Planning	30-Jun-13	200,000.00	0.00	200,000.00	200,000.00
11	PPTA: Irrigation Management Improvement Investment Program	30-Sep-13	275,000.00	0.00	275,000.00	275,000.00
12	PPTA: Coastal Towns Infrastructure Improvement Project	30-Jun-14	500,000.00	0.00	300,000.00	300,000.00
13	PATA: Establishing the Regulatory Framework for Urban Water Supply and Sanitation Sector	30-Jun-15	250,000.00	0.00	150,000.00	150,000.00
14	PATA: Improving Water Sector Planning, Management, and Development	30-Sep-14	1,500,000.00	0.00	700,000.00	700,000.00
Sub-Total (TA)			14,768,738.17	5,200,430.87	7,025,000.00	12,225,430.87
Grant Components of Investments (GCI)						
15	SRI: Dry Zone Water Supply and Sanitation	30-Jun-14	2,000,000.00	639,779.17	750,000.00	1,389,779.17
16	VIE: Thanh Hoa City Comprehensive Socio-Economic Development Project	28-Feb-13	239,854.45	239,854.45	0.00	239,854.45
Sub-Total (GCI)			2,239,854.45	879,633.62	750,000.00	1,629,633.62
TAs Attached to Loans (TALLs)						
17	PRC: Hunan Flood Management (TALL: Strengthening Flood Management Sustainability in Hunan)	30-Sep-12	60,000.00	60,000.00	0.00	60,000.00
			60,000.00	60,000.00	0.00	60,000.00
Direct Charges (DC)						
18	SRI: Increasing Awareness and Support for Rural Water Supply Through Production of Video on South Asia Rural Water Supply and Sanitation Experience	23-Mar-09	84,947.28	84,947.28	0.00	84,947.28
19	MON: Sector Review and Assessment of Improved Water and Sanitation Provision in Urban Areas	31-Aug-09	199,207.86	199,207.86	0.00	199,207.86
20	REG: Training Workshop on New Concepts of IWRM on Urban Water CycleADB's Water Financing Program	27-Apr-09	53,367.20	53,367.20	0.00	53,367.20

No.	Projects/Activities	Expected/ Actual Closing Date	Allocations/ Actual Costs Incurred	Disbursed as of 31 Dec 2012	Projected Disbursemen ts in 2013	Total Projected Disbursements by 2013
21	INO: PDA on Demonstrating Application of Vetiver System for Slope Stabilization and Erosion Control in Citarum Riparian Communities	31-Mar-10	44,006.95	44,006.95	0.00	44,006.95
22	PRC: PDA on Developing and Demonstrating Sustainable Wetlands Planning and Management in Jiangsu Yancheng Wetlands	1-Oct-10	49,992.86	49,992.86	0.00	49,992.86
23	PRC: Developing Sustainable Water Monitoring and Ecological Payment System	31-Dec-09	175,063.83	175,063.83	0.00	175,063.83
24	BAN: O&M Study for Small Scale Water Resources Project	21-May-09	51,811.71	51,811.71	0.00	51,811.71
25	LAO: Developing a Plan for Corporatizing Provincial Nam Papis	20-May-09	66,986.85	66,986.85	0.00	66,986.85
26	INO: Catalyzing Performance Benchmarking of River Basin Organizations	17-Jun-09	59,454.69	59,454.69	0.00	59,454.69
27	PAK: Support for Start-Up of North Sindh Urban Services Corporation Operations	22-Jun-10	90,637.18	90,637.18	0.00	90,637.18
28	PRC: Qinghai Pasture Conservation Using Solar Photovoltaic-Driven Irrigation	31-Mar-10	72,692.62	72,692.62	0.00	72,692.62
29	REG: Support to WFPF Operation - Engagement of Facility Account Analyst	18-Nov-10	15,907.67	15,907.67	0.00	15,907.67
30	VIE: Water Expert Pool - Engagement of International Rural Water Supply and Sanitation Specialist to Support Portfolio Development in Viet Nam	30-Sep-10	96,994.74	96,994.74	0.00	96,994.74
31	NEP: Formulation of Output-Based Aid (OBA) Mechanism under the Small Towns Water Supply and Sanitation Sector Project	31-Aug-10	62,572.15	62,572.15	0.00	62,572.15
32	Preparation of PSP Framework for Da Nang and Ho Chi Minh	3-Nov-11	49,894.08	49,894.08	0.00	49,894.08
33	Strengthening Integrated River Basin Management in Viet Nam	30-Jun-12	150,000.00	0.00	150,000.00	150,000.00
34	Developing Small Town Sanitation Strategies in Hue Province	31-Mar-12	47,283.82	47,283.82	0.00	47,283.82
35	Review of Viet Nam Government's Waiver of Irrigation Service Fees	31-Dec-13	150,000.00	0.00	150,000.00	150,000.00
36	Support in Formulating Reservoir Operating Rules for Priority River Systems in Viet Nam	31-Dec-13	100,000.00	0.00	100,000.00	100,000.00
Sub-Total (DC)			1,620,821.49	1,220,821.49	150,000.00	1,520,821.49
TOTAL			18,689,414.11	7,360,885.98	7,925,000.00	15,435,885.98